


59045 Mini PCB Mount Features and Benefits



Features

- 2 part magnetically operated proximity sensor
- Normally open contact configuration
- Moulded stand-offs to allow board washing
- Customer defined sensitivity

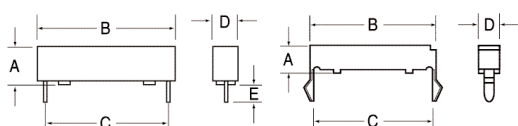
Benefits

- Mounts directly into printed circuit board
- No standby power requirement
- Operates through non-ferrous materials such as wood, plastic or aluminium
- Hermetically sealed, magnetically operated contacts continue to operate long after optical and other technologies fail due to contamination
- Simple installation and adjustment

Applications

- Position and limit sensing
- Security system switch
- Door switch

DIMENSIONS (in) mm



	A Max	B Max	C ± .10 (0,25)	D Max	E ± .015 (0,38)
57045	(.170) 4,32	(.700) 17,78	See Note Below	(.130) 3,3	–
59045	(.170) 4,32	(.700) 17,78	(.600) 15,24	(.130) 3,3	(.130) 3,30

Mounting: (.062) 1,57 thick board, (.125) 3,17 holes on (.540) 13,72

CUSTOMER OPTIONS - Switching Specifications

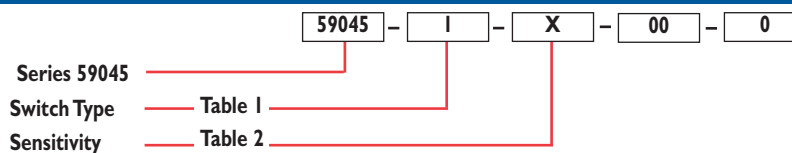
TABLE 1 Contact Type			Normally Open
Switch Type			I
Voltage	Power	Watt - max.	10
	Switching	Vdc - max.	200
Current	Breakdown	Vdc - min.	250
	Switching	A - max.	0.5
Resistance	Carry	A - max.	1.2
	Contact, Initial	Ω - max.	0.2
Capacitance	Insulation	Ω - min.	10 ⁹
	Contact	pF - typ.	0.3
Temperature	Operating	°C	-40 to +105
	Storage	°C	-65 to +105
Time	Operate	ms - max.	1.0
	Release	ms - max.	1.0
Shock	11ms 1/2 sine	G - max.	100
Vibration	50-2000 Hz	G - max.	30

CUSTOMER OPTIONS - Sensitivity

TABLE 2 Sensitivity Options:- Activate Distances are approximate using Hamlin 57045 actuator as illustrated Switch AT before modification						
Select Option	S		T		U	
Switch Type	Pull In AT Range	Activate Distance d (in) mm	Pull In AT Range	Activate Distance d (in) mm	Pull In AT Range	Activate Distance d (in) mm
I Normally Open	15-20	(.197) 5,0	20-25	(.177) 4,5	25-30	(.157) 4,0



ORDERING INFORMATION



Hamlin USA Tel: +1 920 648 3000 • Fax: +1 920 648 3001 • Email: sales.us@hamlin.com
 Hamlin UK Tel: +44 (0)1379 649700 • Fax: +44 (0)1379 649702 • Email: sales.uk@hamlin.com
 Hamlin Germany Tel: +49 (0) 6181 953660 • Fax: +49 (0) 6181 953666 • Email: sales.de@hamlin.com
 Hametrol France Tel: +33 (0) 1 4687 0202 • Fax: +33 (0) 1 4686 6786 • Email: sales.fr@hamlin.com

ISSUE No: 4 DATE: 1/5/3

DETAILS PROVIDED ON THIS DATA SHEET ARE PROVIDED FOR INFORMATION PURPOSES ONLY AND SHOULD NOT BE RELIED UPON AS BEING ACCURATE FOR ANY PARTICULAR PURPOSE. Product performance may be affected by the application to which the product is put. Upon request, HAMLIN will assist purchasers by providing information specific to any particular application. HAMLIN disclaims any and all liability whatsoever for any purchaser's reliance upon the information contained on this data sheet without further consultation with authorised representatives of HAMLIN.