

GBPC 15, 25, 35 SERIES

High Current 15, 25, 35 AMPS. Single Phase Glass Passivated Bridge Rectifiers



Features

- ◇ UL Recognized file # E-326243
- ◇ The plastic material used carries Underwriters Laboratory Flammability Recognition 94V-0
- ◇ Integrally molded heatsink provide very low thermal resistance for maximum heat dissipation
- ◇ Surge overload ratings from 300 amperes to 400 amperes
- ◇ Typical I_R less than 0.2 uA
- ◇ High temperature soldering guaranteed: 260°C / 10 seconds / .375", (9.5mm) lead lengths(For wire type)
- ◇ Isolated voltage from case to lead over 2500 volts

Mechanical Data

- ◇ Case: Molded plastic body.
- ◇ Terminals: Pure tin plated, Lead free. leads solderable per MIL-STD-202, Method 208
- ◇ Weight:16.95 grams
- ◇ Mounting Torque: 20 inches-lbs. max.

Maximum Ratings and Electrical Characteristics

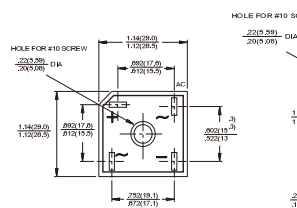
Rating at 25°C ambient temperature unless otherwise specified.
Single phase, half wave, 60 Hz, resistive or inductive load.
For capacitive load, derate current by 20%

Type Number	Symbol	-005	-01	-02	-04	-06	-08	-10	Units
Maximum Recurrent Peak Reverse Voltage	V_{RRM}	50	100	200	400	600	800	1000	V
Maximum RMS Voltage	V_{RMS}	35	70	140	280	420	560	700	V
Maximum DC Blocking Voltage	V_{DC}	50	100	200	400	600	800	1000	V
Maximum Average Forward Rectified Current @ $T_c=55^\circ C$	$I_F(AV)$				15.0 25.0 35.0				A
Peak Forward Surge Current, Single Sine-wave Superimposed on Rated Load (JEDEC method)	I_{FSM}				300 300 400				A
Maximum Instantaneous Forward Voltage Drop Per Element at Specified Current	V_F				1.1				V
Maximum DC Reverse Current at Rated DC Blocking Voltage Per Element (Note 1)	I_R				5				uA
Typical Thermal Resistance	$R_{\theta JC}$				1.5				°C/W
Operating and Storage Temperature Range	T_J, T_{STG}				-50 to +150				°C

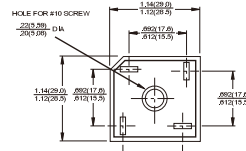
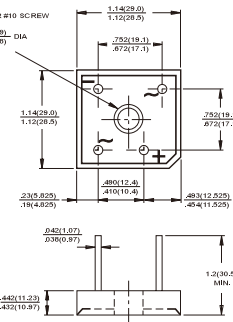
Notes: 1. Pulse Test with PW=300 usec, 1% Duty Cycle
2. Suffix "W" - Wire Lead Structure/"M" - Terminal Location Face to Face.

Version: G10

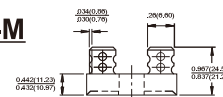
GBPC



GBPC-W



GBPC-M



Dimensions in inches and (millimeters)

GBPC15005 GBPC1510
 RATINGS AND CHARACTERISTIC CURVES (GBPC25005 THRU GBPC2510)
 GBPC35005 GBPC3510

