PRODUCT NUMBER	ROW NO.	DIM A
70267-X01	D	5.00
	C	5.00
	B	5.00
	A	5.00
70267-X02	D	5.00
	C	5.00
	B	5.00
	A	6.50
70267-X03	D	6.50
	C	5.75
	B	5.75
	A	6.50
70267-X04	D	7.25
	C	6.50
	B	6.50
	A	7.25
70267-X05	D	6.50
	C	6.50
	B	6.50
	A	6.50
70267-X06	D	5.00
	C	5.75
	B	5.75
	A	6.50
70267-X07	D	6.50
	C	6.50
	B	5.75
	A	5.00
70267-X08	D	5.00
	C	--
	B	--
	A	5.00
70267-X09	D	5.75
	C	5.75
	B	5.75
	A	5.75

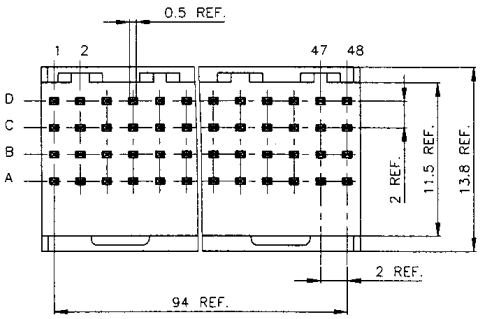

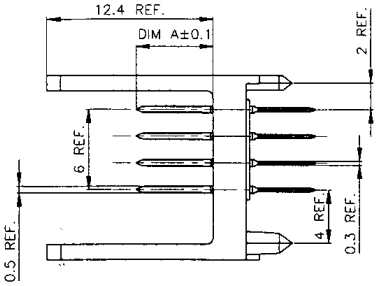

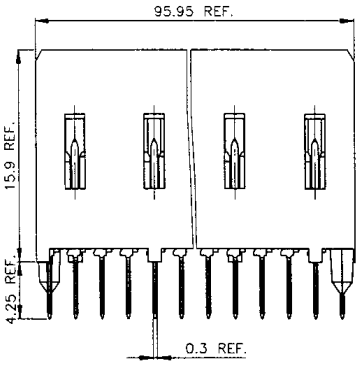

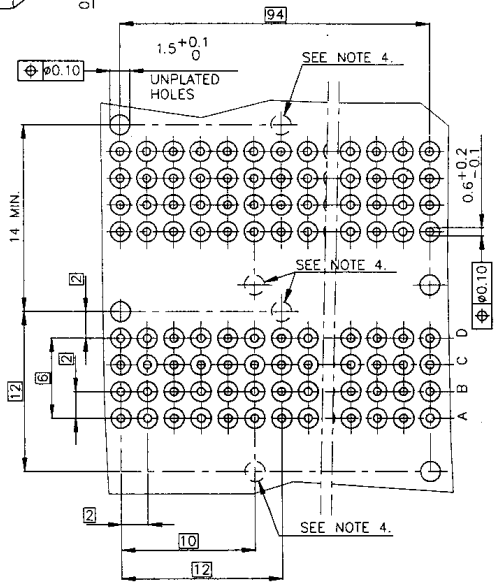

RECOMMENDED HOLE PATTERN
COMPONENT SIDE

NOTES:
1 BODY MAT'L: THERMOPL. POLYESTER 30% GLASS FLAME RETARDANT ACC. UL 94-V0 COLOUR GREY.
2 PIN MAT'L: PHOSPHOR BRONZE.
3 PLATING SOLDERTAILS: 2-8 µm SnPb90-95.
4 THESE HOLES ARE ONLY REQUIRED IF SMALLER MODULE SIZES ARE USED ON THE SAME HOLE PATTERN.

PLATING IN CONTACT AREA		
PLATING CODE	THICKNESS	UNDERPLATING
-1YY	0.8µm GOLD	1.3µm Ni min.
-2YY	2.0µm GOLD	2.0µm Ni min.
-3YY	1.3µm GOLD	2.0µm Ni min.
-9YY	0.8µm GXT	1.3µm Ni min.

mat'l code SEE NOTE				tolerances unless otherwise specified			CUSTOMER COPY	BERG ELECTRONICS
ltr	ecn no	dr	date					
A	H90044	AVZ	900131	linear			projection	title STR. HEADER SIGNAL STB 96 MM.
B	H00338	AVZ	900704					
C	H00509	AVZ	901105	angles				
D	H20476	PSC	920828	dr	A.v.Zanten	900131	mm	product family METRAL (tm) code 213
E	H50222	RVI	950410	engr	E.Feijen	950410		size A2 dwg no 70267 sheet 1 of 1
F	H50339	RVI	950606	chr	A.v.Zanten	900131	scale 5:1	
G	H50676	RVI	951109	appd	H.Cooijmans	950410		
sheet revision			G					
total sheet			1					

PDM: Rev:G STATUS: Released Printed: Aug 18, 2002

Downloaded from Datasheet.su