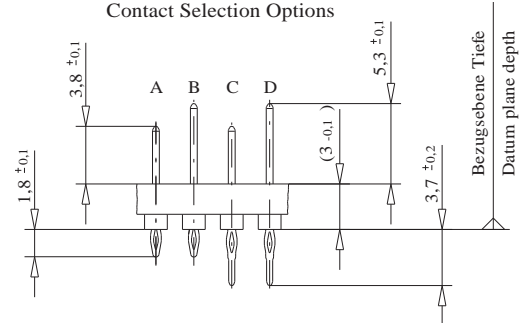
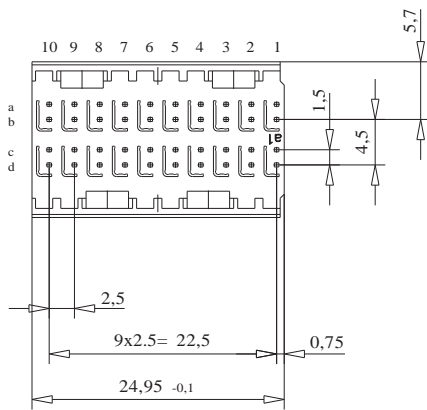


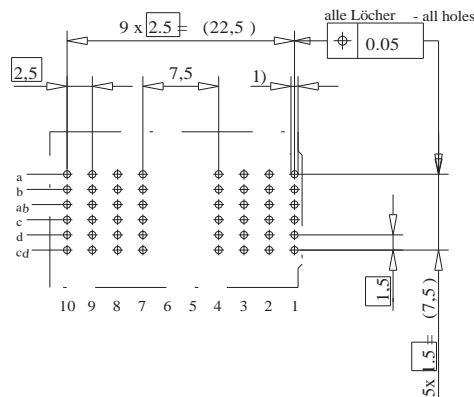
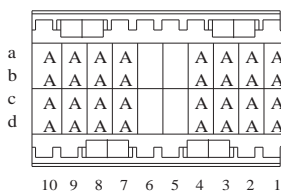
Kontaktversionen
Contact Selection Options



Lochbild für Leiterplatte
(Bestückungsseite)

Board hole pattern
(Component mounting side)

Bestückungsplan - contact layout



- 1) $\phi 0.6 \pm 0.05$ Durchmesser des metallisierten Loches
 $\phi 0.6 \pm 0.05$ Diameter of finished plated-through hole
- $\phi 0.7 \pm 0.02$ Bohrungsdurchmesser des Loches
 $\phi 0.7 \pm 0.02$ Diameter of drilled hole

Schichtaufbau im metallisierten Loch siehe Zeichnung 114406
Metal plating of plated-through hole see drawing 114406

<p>Information: A siehe Bestückungsplan see contact layout Pos.5+6 unbestückt - Pos.5+6 not loaded</p>	<p>Tolerances</p> <p>All Dimensions in mm</p>	<p>Scale 2:1</p>
	<p>All rights reserved. Only for information. To insure that this is the latest version of this drawing, please contact one of the ERNI companies before using.</p>	<p>Subject to modification without prior notice. Drawing will not be updated.</p>
<p>Index</p>	<p>Date</p>	<p>154636</p>
<p>Electroapparate GmbH D-73099 ADELBERG</p>		<p>ERMZD</p>
<p>V00027428.SZ.N</p>		<p>I</p>

Consider protection memo from DIN 34