


SERIES PBH SWITCHES

PUSHBUTTON SWITCHES



E-SWITCH®



FEATURES & BENEFITS

- ▶ Up to 6 poles available
- ▶ Latching & momentary functions
- ▶ UL 94V0 material option available

APPLICATIONS/MARKETS

- ▶ Telecommunications
- ▶ Networking
- ▶ Computers/servers
- ▶ Performance audio
- ▶ Instrumentation
- ▶ Low power on/off designs
- ▶ External hard drives and modems

SPECIFICATIONS

Contact Rating:	100mA @ 30 VDC
Life Expectancy (Mechanical):	30,000 cycles min.
Life Expectancy (Electrical):	10,000 cycles min.
Contact Resistance:	100mΩ max.
Insulation Resistance:	100MΩ min.
Dielectric Strength:	250 VAC for 60 seconds
Actuation Force:	2 Pole: 230 ± 50 g 4 Pole: 280 ± 50 g 6 Pole: 380 ± 50 g
Operating Temperature:	-20° to + 70°C

MATERIALS

Housing:	PBT (UL94-HB) Standard or (UL94-V0)
Actuator:	POM Standard or PA66 (UL94-V0)
Terminal Base:	PA66 (UL94-HB) Standard or (UL94-V0)
Moving Contacts:	Silver (std) or Gold Copper alloy
Terminals:	Silver over Brass

HOW TO ORDER

SERIES PBH	POLE	MECHANICAL CONFIGURATION	BRACKET/ TERMINATION	TIMING	CONTACT MATERIAL	HOUSING/ ACTUATOR MTL	CAP	CAP COLOR
	2U 4U 6U	EE = Latching OA = Momentary	(None) = Std. PC Pin SNP = Snap-In PC Pin KZX = Mounting Bracket	N = Non-shorting	AG = Silver	V = UL94-V0	X = No Cap See Cap Options	

Example Ordering Number

PBH-6U-EE-SNP-N-AG-V-1R-LGR

Specifications subject to change without notice.

TACT
SWITCHES

NAVIGATION
SWITCHES

PUSHBUTTON
SWITCHES

TOGGLE
SWITCHES

ROCKER
SWITCHES

SLIDE
SWITCHES

SNAP-ACTION
SWITCHES

DIP
SWITCHES

KEYLOCK
SWITCHES

ROTARY
SWITCHES

DETECTOR
SWITCHES

CAP
OPTIONS

SERIES PBH SWITCHES

PUSHBUTTON SWITCHES

OPTIONS

TACT SWITCHES

NAVIGATION SWITCHES

PUSHBUTTON SWITCHES

TOGGLE SWITCHES

ROCKER SWITCHES

SLIDE SWITCHES

SNAP-ACTION SWITCHES

DIP SWITCHES

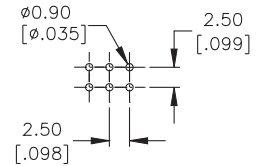
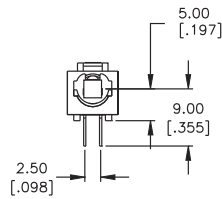
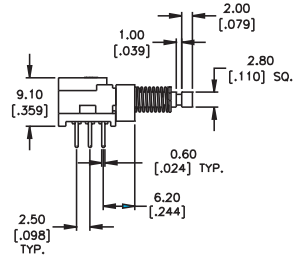
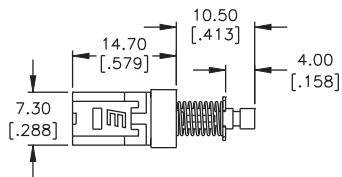
KEYLOCK SWITCHES

ROTARY SWITCHES

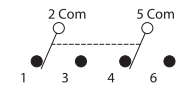
DETECTOR SWITCHES

CAP OPTIONS

2U

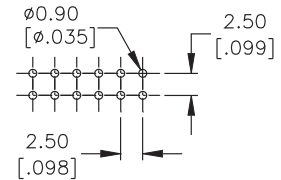
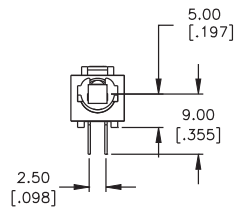
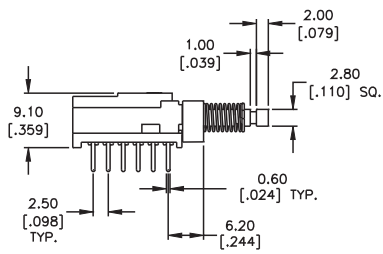
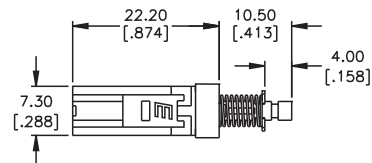


P.C. MOUNTING

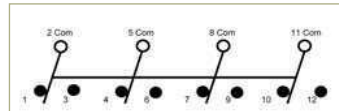


SCHEMATIC

4U

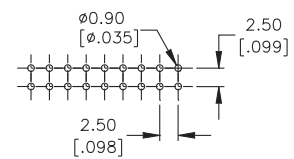
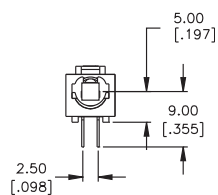
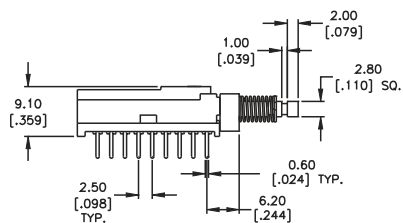
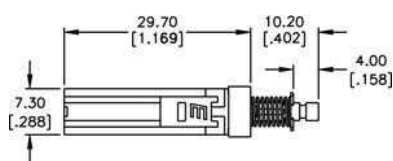


P.C. MOUNTING

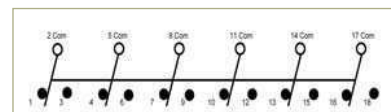


SCHEMATIC

6U



P.C. MOUNTING



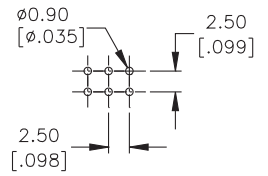
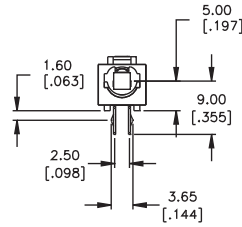
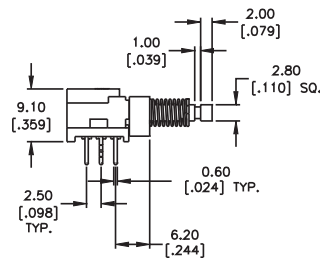
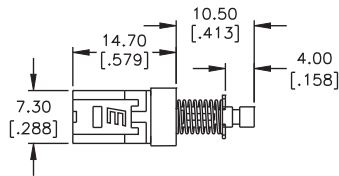
SCHEMATIC



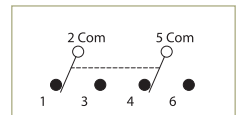
BRACKET/TERMINATION OPTIONS

SNP

SNAP-IN



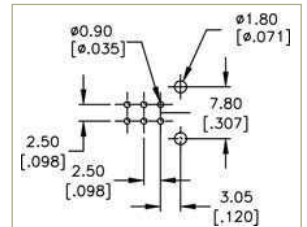
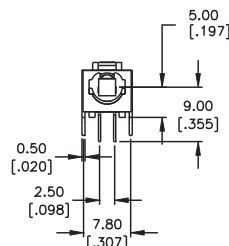
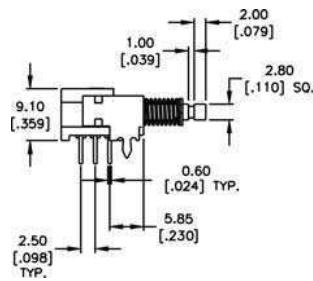
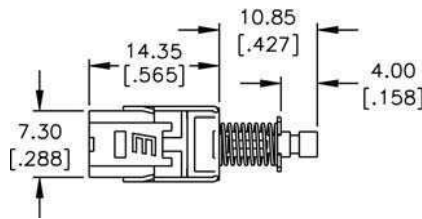
P.C. MOUNTING



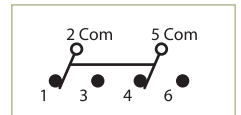
SCHEMATIC

KZX

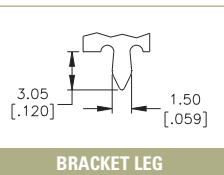
MOUNTING BRACKET



P.C. MOUNTING



SCHEMATIC



BRACKET LEG

- TACT SWITCHES
- NAVIGATION SWITCHES
- PUSHBUTTON SWITCHES**
- TOGGLE SWITCHES
- ROCKER SWITCHES
- SLIDE SWITCHES
- SNAP-ACTION SWITCHES
- DIP SWITCHES
- KEYLOCK SWITCHES
- ROTARY SWITCHES
- DETECTOR SWITCHES
- CAP OPTIONS