SYMBOL DEFINITION			MISSING SYMBOLS
A DIMENSION WITHOUT AN INSPECTION REPORT SYMBOL (_) DOES NOT REQUIRE INSPECTION. IT MAY BE CONTROLLED ON THE INDIVIDUAL COMPONENT DRAWING.	TOTAL NO OF INSPECTIONS REQUIRED	21	NO MISSING SYMBOL NUMBER
	LAST NO. USED	20	

DWG STATUS						REVISION HISTORY	AUTH	DR	APVD	CHK	PCO
DATE	STD	REV	N/P	CHG	ZONE						
030499	R	01	-	-		CLEARED REV COLUMN & 15356878 - RELEASED	990005	JAN	JVW	RJ	
070599	R	02	-	-		ALL PARTS - REV TOL (8 PLCS)	197614	TLP	TLP	RJ	M
294000	R	03	-	-		ALL PARTS - ADDED MAT'L TO RIBS	202902	JHS	SAR	GG	
030001	R	04	-	-		ALL PARTS -ADDED OPT CONSTRUCTION & MATERIAL RECYCLING CODE NOTES	213743	HH	EDV	SG	
21JA06	R	05	-	-		ALL PARTS - REVISED REVISION LEVEL DUE TOOLING REVISION LEVEL AND UPDATED MAT'L SPEC	276494	EFS	FKV	MSP	

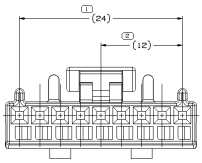

TYPE 102
SAME AS TYPE 101
EXCEPT AS SHOWN

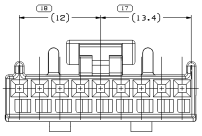

TYPE 103
SAME AS TYPE 101
EXCEPT AS SHOWN

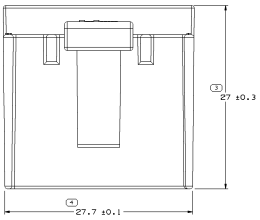

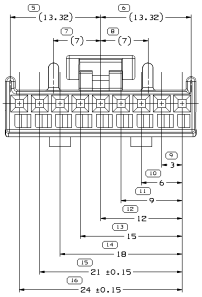

TYPE 101

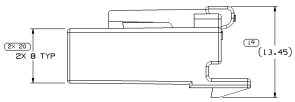

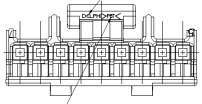

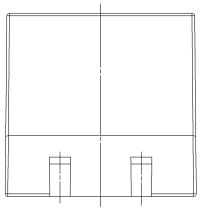

NOTES

1. UNLESS OTHERWISE SPECIFIED AND/OR INDICATED:
   DIMENSIONS ARE TO FACE OF VIEW SHOWN AND AUTOMATICALLY ROUNDED BY COMPUTER FOR INSPECTION. (SEE MATH MODEL FOR PRECISE DIMENSIONS.) FOR ALL OTHER DIMENSIONS NOT SHOWN BUT REQUIRED FOR TOOL BUILD, SEE MATH MODEL FOR PRECISE TOOL PATH DATA.

2. THIS PART IS NOT CONTROLLED FOR AUTOMATIC FEEDING.

3. THIS PART ACCEPTS THE FOLLOWING COMPONENTS OR EQUIVALENT:
   TERMINAL 12089660
   MAX. INSULATION CRIMP MUST BE LESS THAN 2.3 HIGH AND 3.5 WIDE
   MAX CABLE O.D. 2.4 REFER TO ESA-605 FOR CRIMP DIMENSIONS
   CONNECTOR POSITION ASSURANCE LOCK 12064989
   TERMINAL POSITION ASSURANCE LOCK 12064986

4. FOR POLYESTER IN-PROCESS MOISTURE AND PART DEGRADATION LIMITS, SEE ESG-1502

15356878	01	AA		101	M6950007 PBT-GRN	12040905	2.544	-
12066130	B	1		102	M6950001 PBT NAT	12047813	2.540	*
12065672	B	1		103	M6950003 PBT GRA	12065671	2.540	-
12064980	B	1		101	M6950002 PBT BLK	12040905	2.544	-
PART NO	REV	N/P	STATUS	TYPE	MATERIAL SPECIFICATION AND COLOR	MATING CONNECTOR	VOL cm^3	USE TMC

EDI No.	REVISION RECORD	WEIGHT	MEMO No.
DRAWF/954	NEW ADOPTION	14.154 ±0.15g	

TOYOTA PART NAME: HOUSING CONNECTOR FEMALE
TOYOTA PART No.: 90080-98185
APPROVED | CHECKED
STAFF CODE: DM700 | TOYOTA MOTOR CORPORATION

DIMENSIONS MARKED WITH A PRESS SYMBOL ARE CRITICAL TO QUALITY (CTQ) AND MUST BE CONTROLLED

DIMENSIONAL TOLERANCE (mm)								
0TO	3	6	30	>30	>100	>150	>200	>300
3	6	30	100	150	200	300	400	500

TOLERANCE UNLESS OTHERWISE SPECIFIED
±0.1 ±0.2 ±0.3 ±0.5 ±0.8 ±1.2 ±1.5 ±2.0
ANGULAR TOLERANCE ±2°

PROCESS SENSITIVE DIMENSION

DIMENSIONS MARKED WITH A PRESS SYMBOL ARE CRITICAL TO QUALITY (CTQ) AND MUST BE CONTROLLED

THIRD ANGLE PROJECTION | DO NOT SCALE | USE MATH DATA | UNITS: MILLIMETERS

DELPHI
DELPHI PACKARD ELECTRIC SYSTEMS
WARREN, OH

		DATE
DR		
APVD1	H. CASTRILLON	240297
APVD2	JOSE HUERTA	020697
APVD3		
APVD4		
APVD5		

DWG TYPE: PART DRAWING
STYLE:
VOLUME CODE: SEE CHART
SHEET SIZE:
UNLESS OTHERWISE SPECIFIED
THIS DRAWING IS IN ACCORDANCE WITH ASME Y14.5M-1994 IS INTERPRETED PER ASME Y14.5M-1994 IS INTERPRETED PER ASME Y14.5M-1994
THE DEFINITION OF DIMENSIONS AND TOLERANCES OF FEATURES ARE NOT GRAND SEPARATELY REGARDLESS OF DATUM REFERENCE.
ALL DIMENSIONS ARE IN MILLIMETERS
REFERENCE:
SUBSTANCES OF CONCERN AND RECYCLED CONTENT PER DELPHI (DM400)
MATERIAL: SEE CHART
DRAWING NAME: TAXI CONN F MIC/P 100
DRAWING NUMBER: 12064979
SIZE: A0 | SCALE: 511 | FRAME NO: 1 OF 1 | SHEET NO: 1 OF 1 | STA: R | REV: 05 | S/P: -

Downloaded from Datasheet.su