


CTIHSM4825F Series

From 1.0 μ H to 1,000 μ H

SPECIFICATIONS

Part numbers indicate tolerance available.
L = \pm 15%



CHARACTERISTICS

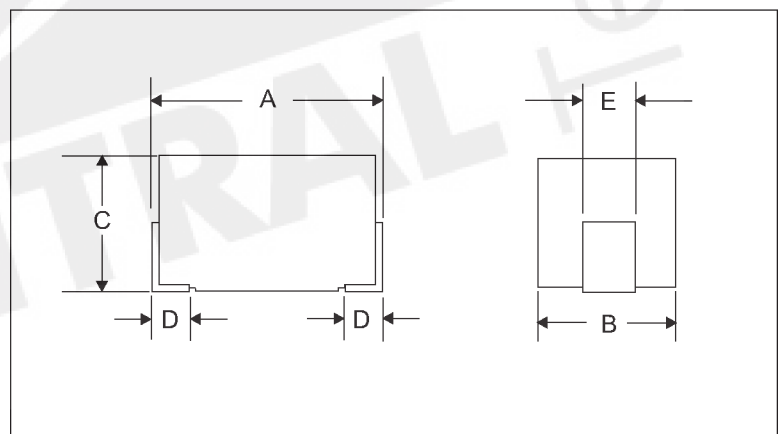
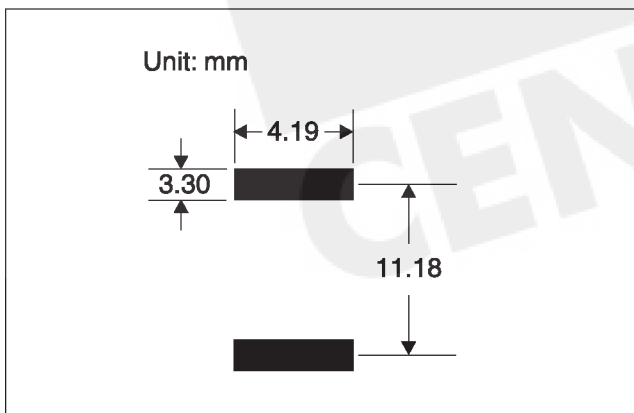
- Description:** SMD Molded High Current Inductors
- Applications:** Excellent power line noise filters, filters for switching regulated power supplies, DC/DC converters, SCR and Triac controls and RFI suppression.
- Operating Temperature:** -55°C to +125°C
- Inductance Tolerance:** \pm 15%
- Incremental Current:** The current at which the inductance will be decreased by a maximum of 5% from its initial zero DC value
- Testing:** Tested on a HP4284A at 1KHz
- Packaging:** Tape & Reel
- Miscellaneous:** RoHS Compliant.
- Marking:** Parts are marked with inductance code
- Additional Information:** Additional electrical & physical information available upon request
- Samples available. See website for ordering information.**

Part Number	Inductance (μ H)	Test Freq. (KHz)	DCR Max. (Ω)	Incremental Current. (A)	Rated Current (A)
CTIHSM4825F-1R0L	1.0	1.0	0.013	4.1	8.6
CTIHSM4825F-1R2L	1.2	1.0	0.018	3.8	7.6
CTIHSM4825F-1R5L	1.5	1.0	0.02	3.5	6.9
CTIHSM4825F-1R8L	1.8	1.0	0.021	3.2	6.5
CTIHSM4825F-2R2L	2.2	1.0	0.029	2.9	5.7
CTIHSM4825F-2R7L	2.7	1.0	0.034	2.6	5.1
CTIHSM4825F-3R3L	3.3	1.0	0.038	2.4	4.6
CTIHSM4825F-3R9L	3.9	1.0	0.042	2.2	4.3
CTIHSM4825F-4R7L	4.7	1.0	0.047	2.0	4.0
CTIHSM4825F-5R6L	5.6	1.0	0.051	1.9	3.8
CTIHSM4825F-6R8L	6.8	1.0	0.058	1.7	3.5
CTIHSM4825F-8R2L	8.2	1.0	0.063	1.5	3.3
CTIHSM4825F-100L	10.0	1.0	0.071	1.4	3.1
CTIHSM4825F-120L	12.0	1.0	0.079	1.3	2.7
CTIHSM4825F-150L	15.0	1.0	0.089	1.2	2.3
CTIHSM4825F-180L	18.0	1.0	0.119	1.1	1.9
CTIHSM4825F-220L	22.0	1.0	0.152	1.02	1.7
CTIHSM4825F-270L	27.0	1.0	0.179	0.95	1.6
CTIHSM4825F-330L	33.0	1.0	0.222	0.88	1.3
CTIHSM4825F-390L	39.0	1.0	0.315	0.8	1.19
CTIHSM4825F-470L	47.0	1.0	0.362	0.74	1.07
CTIHSM4825F-560L	56.0	1.0	0.397	0.68	0.95
CTIHSM4825F-680L	68.0	1.0	0.446	0.62	0.87
CTIHSM4825F-820L	82.0	1.0	0.604	0.56	0.8
CTIHSM4825F-101L	100.0	1.0	0.672	0.5	0.73
CTIHSM4825F-121L	120.0	1.0	0.735	0.45	0.66
CTIHSM4825F-151L	150.0	1.0	0.998	0.4	0.58
CTIHSM4825F-181L	180.0	1.0	1.37	0.35	0.5
CTIHSM4825F-221L	220.0	1.0	1.58	0.32	0.46
CTIHSM4825F-271L	270.0	1.0	1.77	0.3	0.41
CTIHSM4825F-331L	330.0	1.0	2.51	0.28	0.37
CTIHSM4825F-391L	390.0	1.0	2.73	0.26	0.34
CTIHSM4825F-471L	470.0	1.0	3.36	0.24	0.32
CTIHSM4825F-561L	560.0	1.0	3.75	0.23	0.3
CTIHSM4825F-681L	680.0	1.0	4.31	0.2	0.28
CTIHSM4825F-821L	820.0	1.0	6.04	0.17	0.26
CTIHSM4825F-102L	1000.0	1.0	6.9	0.15	0.24

PHYSICAL DIMENSIONS

Size	A Max.	B Max.	C Max.	D Min.	E Max.
mm	13.2	6.35	5.84	1.27	1.91
inches	0.52	0.25	0.23	0.050	0.075

PAD LAYOUT



06.02.06



Manufacturer of Inductors, Chokes, Coils, Beads, Transformers & Toroids

800-684-5322 Inside US 949-453-1811 Outside US

Copyright © 2006 by CT Magnetics, DBA Central Technologies. All rights reserved.

CT Magnetics reserves the right to make improvements or change specifications without notice