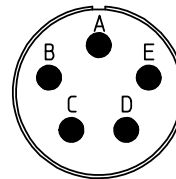




| NO. | MASSE / DIMENSION |
|-----|-------------------|
| A | 28.8 |
| B | 7/8-20UNEF-2B |
| C | 11.1 |
| D | 3/4-20UNEF-2A |
| E | 9.5 |
| F | 45 |

| NO. | BESCHREIBUNG / DESCRIPTION |
|-----|---|
| 2 | ISOLIERKÖRPER BUCHSE / INSULATOR SOCKET |
| 3 | DICHTKÖRPER / GROMMET |
| 4 | ENDRING / ENDRING |
| 6 | KONTAKTBUCHSE / CONTACT SOCKET |
| 7 | ZYLINDERGHÄUSE / BARREL |
| 9 | ÜBERWURFMUTTER / COUPLING NUT |
| 14 | F-ENDGEHÄUSE / F-ENDBELL |



Note: Due to an automatic nomenclature system, numbers generated may not be sequential.
 Notiz: Durch ein automatisches Benennungssystem können Nummerierungen entstehen, die nicht fortlaufend sind.

| | |
|-------------------------|--|
| Material Specification: | |
| Shell Material: | Aluminium alloy |
| Shell Plating: | Olive drab chromate coating over cadmium plating |
| Insulator Material: | Neoprene |
| Contact Material: | Copper alloy |
| Contact Plating: | Hard silver |

| | | | |
|--|---|-------------------------|---------------------------|
| all dimensions are in mm Dimensions without tolerance indications are general tolerances in acc. with DIN7188m | | drawing for CUSTOMER | |
|  ITT <i>Engineered for life</i> <small>ITT CANON GmbH D-71336 Weinstadt/Germany</small> | description CA3106F14S-5S-F80 | | |
| | Plug, straight Endbell for flex tube AWG Crimp / Socket / Layout: 14S-5 | | |
| © All rights reserved. Reproduction or issue to third in any form whenever is only permitted with written authorization of ITT Cannon |  | page 1/1 | revision 302 8, Feb 11 |