

2

1

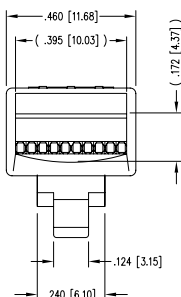
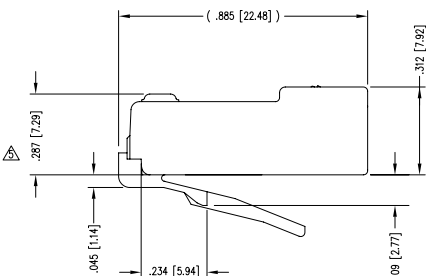
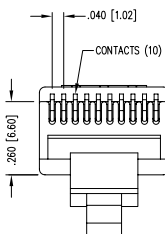
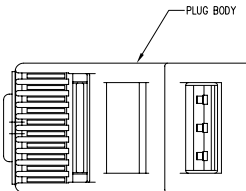
DATE	REV	ECN	APP'D. BY
1-24-03	A5	5797	RGC
5-27-05	B0	7122	RGC
1-16-06	B1	7440	JM

B

B

A

A



- NOTES:
- 1- MATERIALS:  
PLUG BODY: POLYCARBONATE, UL 94-V0, CLEAR  
CONTACTS: PHOSPHOR BRONZE, SELECTIVE GOLD PLATING
  - 2- CONTACTS TERMINATE STRANDED CONDUCTORS UP TO .037 [0.94] OUTSIDE DIAMETER OF INSULATION.
  - 3- FOR PRODUCT SPECIFICATION SEE PRO28-01.
  - 4- TOLERANCES COMPLY WITH F.C.C. DIMENSION REQUIREMENTS.
- ⚠ TERMINATED PLUG HEIGHT: .237 [6.02] ±.005 [0.13]

BAG OF 1000	50 MICRO-INCHES [1.27um]	937-SP-301010R-B1000
BAG OF 25	50 MICRO-INCHES [1.27um]	937-SP-301010R-B25
BULK	50 MICRO-INCHES [1.27um]	937-SP-301010R
PACKAGE	CONTACT PLATING IN MATING AREA	PART NUMBER



THIRD ANGLE PROJECTION	
DO NOT SCALE DRAWING	DRAWING IS SUBJECT TO CHANGE WITHOUT NOTICE
DIMENSIONS: INCHES (METRIC)	UNLESS OTHERWISE SPECIFIED TOLERANCES ARE ±.005 [0.13] ANGLES ARE ± 1°
SHEET NO. 1 OF 1	

### Bel Stewart Connector

11118 Susquehanna Trail South  
Glen Rock, PA 17327-9199  
(717) 235-7512 Fax: (717) 235-7954 <http://www.stewartconnector.com>

TITLE: TEN CONDUCTOR/TEN POSITION LINE CORD MODULE WITH RADIAL BACK; COLOR: CLEAR

DRN BY: TRM	DATE: 1-24-03
APP'D BY: RGC	DATE: 1-28-03
DWG NO.: CT300070	REV: B1

THIS DRAWING AND THE SUBJECT MATTER SHOWN THEREON ARE CONFIDENTIAL AND THE PROPRIETARY PROPERTY OF STEWART CONNECTOR ("SCS") AND SHALL NOT BE REPRODUCED, COPIED OR USED IN ANY MANNER WITHOUT PRIOR WRITTEN CONSENT OF "SCS". THE SUBJECT MATTER MAY BE PATENTED OR A PATENT MAY BE PENDING. © SCS

2

1

AutoCAD

REV. 10/29/02