


Type B Vertical Male Feed-Thru for Backplanes

Series 8071

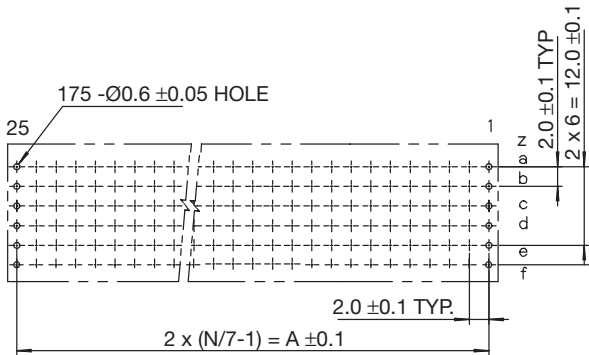
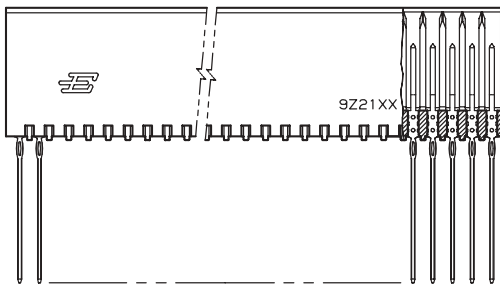
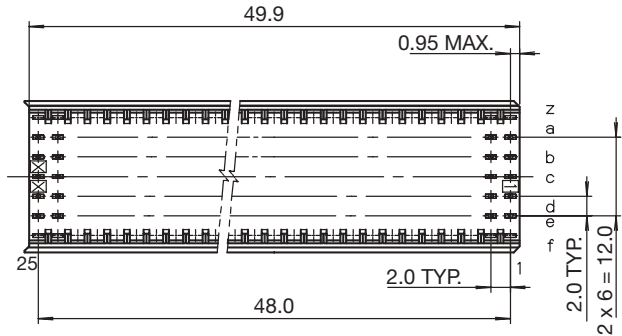


- 125 signal contacts and up to 50 ground shield contacts in 5 or 5+2 rows of 25 positions
- Designed for gas tight press-fit installation
- This connector should be used in conjunction with Style A connector
- Twelve different contact styles are available for customizing connector to exact specifications (see page 65)
- See page 50 for rear shroud part numbers

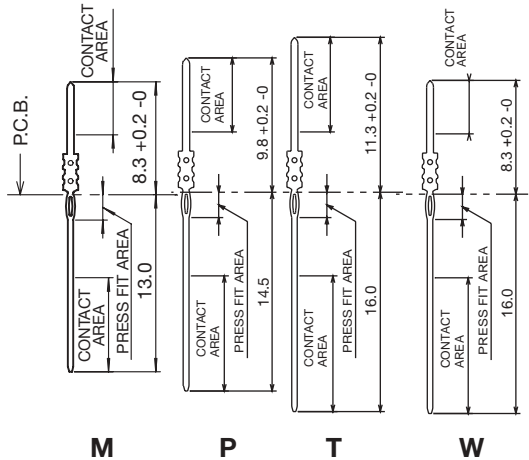
- 17 8071 125 018 XXX** = Type B25 125 signal contacts, no ground contacts, Long Tail, L2
- 17 8071 125 031 XXX** = Type B25 125 signal contacts, no ground contacts, Long Tail, L1
- 17 8071 175 003 XXX** = Type B25 125 signal contacts and 50 ground contacts, Long Tail, L2,3
- 17 8071 175 004 XXX** = Type B25 125 signal contacts and 50 ground contacts, Long Tail, L1,3
- 17 8071 175 015 XXX** = Type B25 125 signal contacts and 50 ground contacts, Long Tail, L1,3

XXX =

Plating Code	Contact Area	Press-fit Area	Under Coat
515	0.1µm min. Au.65µm Pd/Ni	1.5-3.0µm Solder	Nickel 1.2-3.0µm
517	0.76µm min. Au	1.5-3.0µm Solder	Nickel 1.2-3.0µm



RECOMMENDED P.C. BOARD LAYOUT (COMPONENT SIDE)



Type B Vertical Male Feed-Thru for Backplanes

Series 8071



Variation Code	Side View	Pin Loading
<p>003</p> <p>Long Tail</p> <p>L2, 3</p>		
<p>004</p> <p>Long Tail</p> <p>L1, 3</p>		
<p>015</p> <p>Long Tail</p> <p>L1, 3</p>		
<p>018</p> <p>Long Tail</p> <p>L2</p>		
<p>031</p> <p>Long Tail</p> <p>L1</p>		