

# 2000 Slide Switches - up to 5 position 10A 250Vac



- ▶ Slide switches
- ▶ Ratings up to 16A, 250V ac
- ▶ PCB and solder terminals
- ▶ 2, 3, 4 and 5 position
- ▶ Choice of circuits
- ▶ Choice of actuators



10A 250Vac T85  
6(3)A 250Vac T85



UL CSA 16A 250Vac Non Inductive  
UL CSA 4A 300Vac  
UL65°C, file no. E45221, CSA file no. LR10990



RoHS compliant

μ contact gap

Please specify: Standard action (SP116) or Light action (SP118).  
2000 series lubrication is inorganic and does not degrade plastics.

Technical data on pages 4 & 5.

**T 2 2 20 5 A**

TERMINAL CODE    SERIES CODE    POSITIONS CODE    CIRCUIT CODE    SLIDER CODE    BODY CODE

## ORDER FORMAT

TERMINAL	SERIES	POS'N	CIRCUIT <small>Viewed from back</small>	SLIDER		
<p><b>K</b></p> <p>2.8 x 0.8</p> <p><b>R</b></p> <p>2.8 x 0.8</p> <p><b>T</b></p> <p>Solder</p> <p><b>X</b></p> <p>PCB 0.8 Sq.</p> <p><b>Y</b></p> <p>PCB 0.8 Sq. For mounting stability switches have extra "support" terminals</p> <p>* Nominal - Dimension varies with body type. For exact figure call factory</p>	2	2 Switching positions	10	0		
			20	6		
			30	D		
			40	L		
		3 Switching positions	10	1	7	E
			20	2	9	G
			30	3	A	H
			40	4	B	J
		4 Switching positions	10	5	11	C
			20	6	12	K
			30	7	13	T
			40	8	14	
5 Switching positions	10	9	15			
	20	10	16			
	30	11	17			
	40	12	18			



X22205C



T2220EC



T23206A



T24306A



T25302A

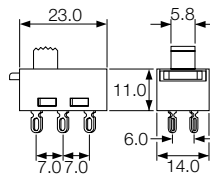


T25100A

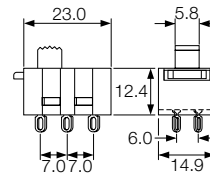
BODY		OPTIONS
<b>C</b> 2 positions 	<b>H</b> 2 positions 	<b>Color</b> For custom slider colors call the factory. A full range is available for large orders
<b>A</b> 3 positions 	<b>H</b> 3 positions 	
<b>A</b> 4 positions 	<b>H</b> 4 positions 	
<b>A</b> 5 positions 		

**DIMENSIONS (mm)**

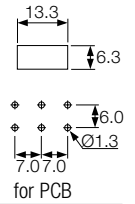
**2 Position C body**



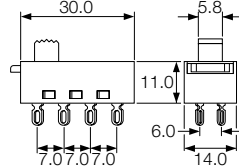
**2 Position H body**



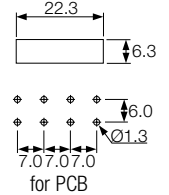
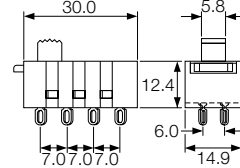
**Cut-out/PCB Matrix**



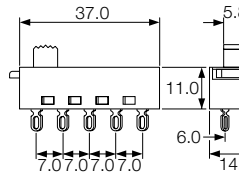
**3 Position A body**



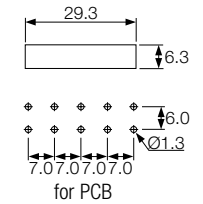
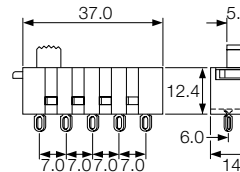
**3 Position H body**



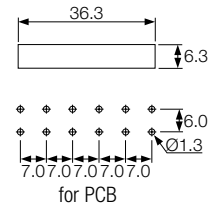
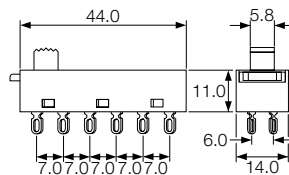
**4 Position A body**



**4 Position H body**



**5 Position A body**



# 2000 Slide Switches - Snap-in & 2 hole fixing 10A 250Vac



- ▶ 2 way 'voltage selector'
- ▶ Ratings up to 10A, 250V ac
- ▶ Snap in and flange mounting
- ▶ PCB & solder terminals
- ▶ 2 and 3 position
- ▶ Choice of circuits
- ▶ Choice of actuators



10 A 250Vac T85  
6(3)A 250Vac T85



UL CSA 16A 250Vac Non Inductive  
UL CSA 4A 300Vac  
UL65°C, file no. E45221, CSA file no. LR10990



RoHS compliant

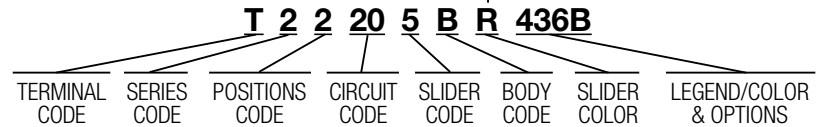
μ contact gap

Please specify: Standard action (SP116) or light action (SP118).  
2000 series lubrication is inorganic and does not degrade plastics.

Technical data on pages 4 & 5.

115/230 is preferred legend

**B** BLACK  
**W** WHITE  
**R** RED



## ORDER FORMAT

▶ TERMINAL	▶ SERIES	▶ POS'N	▶ CIRCUIT <small>Viewed from back</small>	▶ SLIDER														
<p><b>K</b></p> <p>2.8 x 0.8</p>		2 Switching positions	<p><b>10</b></p>	<p><b>0</b> 2 Pos B Body only</p>	<p><b>6</b> 2 &amp; 3 Pos B Body only</p>	<p><b>C</b> 2 &amp; 3 Pos B Body only</p>	<p><b>L</b> 2 &amp; 3 Pos B Body only Limited travel on 2 pos</p>	<p><b>S</b> Limited travel on 2 pos 2 &amp; 3 Pos B Body only</p>	<p><b>2</b> 2 Pos B Body only</p>	<p><b>7</b> 2 &amp; 3 Pos B Body only</p>	<p><b>D</b> 2 &amp; 3 Pos B Body only</p>	<p><b>M</b> F Body only Legend optional</p>	<p><b>T</b> 2 &amp; 3 Pos B Body only</p>					
				<p><b>R</b></p> <p>2.8 x 0.8</p>			<p><b>20</b></p>	<p><b>3</b> 2 &amp; 3 Pos B Body only</p>	<p><b>8</b> E Body only Legend optional</p>	<p><b>E</b> 2 Pos B Body only Limited travel on 2 pos</p>	<p><b>N</b> 2 Pos B Body only</p>		<p><b>4</b> 2 &amp; 3 Pos B Body only</p>	<p><b>9</b> 2 &amp; 3 Pos B Body only</p>	<p><b>H</b> 2 Pos B Body only</p>	<p><b>P</b> 2 &amp; 3 Pos B Body only Limited travel on 2 pos</p>		
								<p><b>T</b></p> <p>Solder</p>			<p><b>30</b></p>	<p><b>5</b> 2 Pos B Body only Also with legend</p>	<p><b>A</b> 2 Pos B Body only</p>	<p><b>K</b> 2 &amp; 3 Pos B Body only Limited travel on 2 pos</p>	<p><b>R</b> 2 &amp; 3 Pos B Body only</p>		<p><b>40</b></p>	<p><b>8</b> 2 &amp; 3 Pos B Body only</p>
				<p><b>X</b></p> <p>PCB 0.8 Sq. For mounting stability switches have extra "support" terminals</p> <p>* Nominal - Dimension varies with body type. For exact figure call factory</p>		3 Switching positions	<p><b>10</b></p>					<p><b>2</b> 2 Pos B Body only</p>	<p><b>3</b> 2 &amp; 3 Pos B Body only</p>	<p><b>2</b> 2 Pos B Body only</p>	<p><b>2</b> 2 Pos B Body only</p>	<p><b>2</b> 2 Pos B Body only</p>	<p><b>2</b> 2 Pos B Body only</p>	<p><b>2</b> 2 Pos B Body only</p>



T22208E



T22308E



T2230MF



T22205B



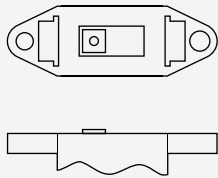
T22305B



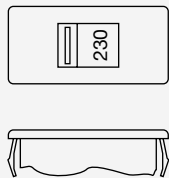
T23204B

**BODY**

**B** With fixing holes

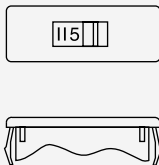


**E** Snap-in



Cut-outs must be punched in the direction of insertion

**F** Snap-in (single pole ON OFF only)



Cut-outs must be punched in the direction of insertion

**OPTIONS**

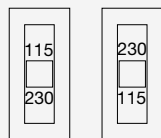
**Color**

For custom slider colors call the factory. A full range is available for large orders

Standard body color is black

**Legend printing**

2 Frequently requested legends are shown



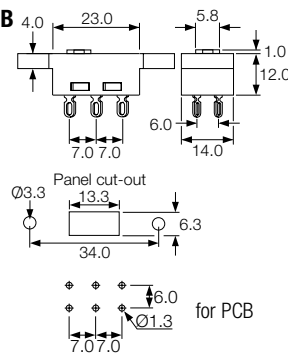
**436( ) 437( )**

( ) is legend color  
(B) - Black  
(W) - White  
(R) - Red

Please call the factory for custom legends

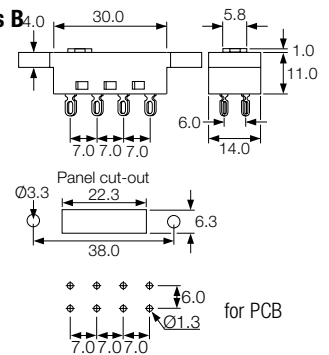
**DIMENSIONS (mm)**

**2 Pos B**

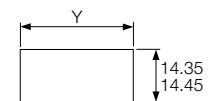
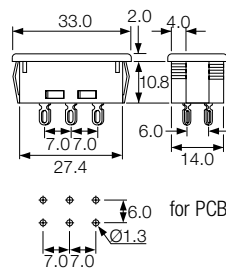


**Cut-out / PCB Matrix**

**3 Pos B**

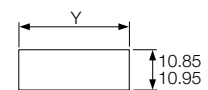
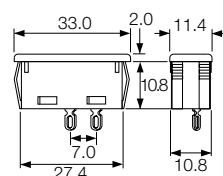


**2 Pos E**



Panel thickness	Dim. Y
0.8-1.2	29.75/29.85
1.63	30.15/30.25
2.0	30.35/30.45
2.5	30.55/30.65

**2 Pos F**



Panel thickness	Dim. Y
0.8-1.2	29.75/29.85
1.63	30.15/30.25
2.0	30.35/30.45
2.5	30.55/30.65

for PCB, call factory for details