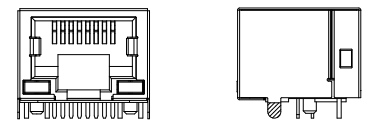
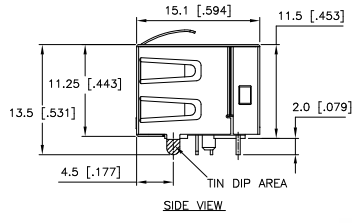
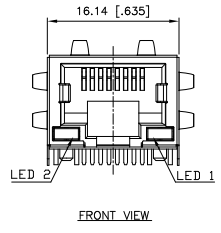
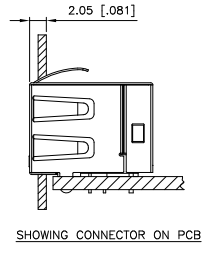
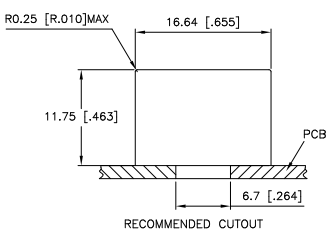


REVISIONS			
SYM	ZONE	ECN, ERN NO.	DATE
A		PROPOSAL	FEB24/2012
B		PROPOSAL	MAR08/2012
C		CORRECT PCB LAYOUT	SEP12/2012



SHOWING FOR RJE73-188-00XXX  
(WITHOUT SHIELD TABS)



**1. MATERIALS:**  
 PLASTIC HOUSING: HIGH TEMPERATURE THERMOPLASTIC  
 FLAMMABILITY RATING UL 94V-0  
 COLOUR: BLACK

**CONTACTS:** PHOSPHOR BRONZE  
 PLATING: SELECTIVE GOLD PLATING ON MATING SURFACES  
 SEE AMPHENOL PART NUMBER FOR DETAIL.  
 50 μ" [1.27 MICRONS]  
 MIN. NICKEL UNDERPLATE  
 100 μ" [2.54 MICRONS]  
 MIN. TIN ON CONTACT TAILS.

**SHIELD:** STAINLESS STEEL WITH TIN DIP ON SOLDER TAIL

2. UNLESS OTHERWISE SPECIFIED DIMENSIONS ARE IN MILLIMETERS  
 TOLERANCES ARE: 0.30MM.

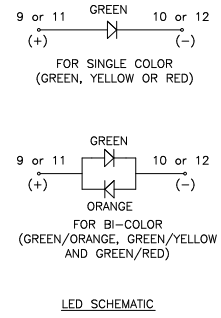
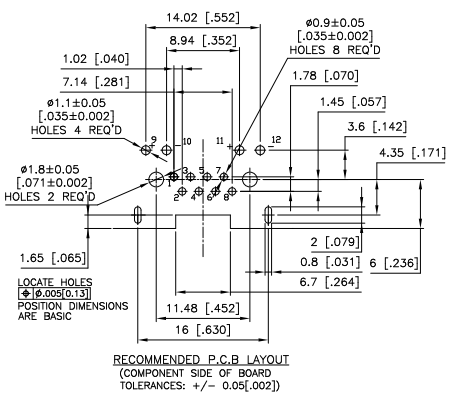
MATES WITH MODULAR PLUG CONFORMING TO FCC PART 68, SUBPART F.  
 RECOMMENDED SOLDER PROCESS: REFLOW SOLDER, PEAK TEMPERATURE  
 245° FOR 8~10 SECOND.

AMPHENOL PART NUMBER: RJE73-188-00XXX

**GOLD PLATING OPTION**  
 1=6u" GOLD PLATING  
 2=15u" GOLD PLATING  
 3=30u" GOLD PLATING  
 4=50u" GOLD PLATING

**GROUND TABS OPTION**  
 0=WITHOUT TAB  
 1=WITH SIDE AND TOP TABS

REFER TO LED OPTIONS DRAWING FOR ORDERING CODES



DRAWN <i>Edwin.Ou</i>	DATE <i>FEB24/2012</i>	<b>Amphenol Canada Corp.</b>
DESIGNED		
CHECKED <i>L.Chan</i>	DATE <i>FEB24/2012</i>	TITLE
I. E. APPRD.		MODULAR JACK, 8 POSITIONS, 8 CONTACTS, SHIELDED, WITH LEDS, WITH TAPE & REEL PACKAGING -RoHS COMPLIANT
Q. A. APPRD.		
DWG. APPRD. <i>Adrian</i>	DATE <i>FEB24/2012</i>	
ENG. REL. NO.		DWG. DRAWING NO. <i>P-RJE73-188-00XXX</i>
REF.		REV. <i>C</i>
DIMENSIONS ARE IN <i>mm [INCHES]</i>	CODE ID. NO. <i>03554</i>	SCALE
		WT. SURF. SHEET <i>1</i> OF <i>1</i>

THIS DOCUMENT CONTAINS PROPRIETARY INFORMATION AND SUCH INFORMATION MAY NOT BE DISCLOSED TO OTHERS FOR ANY PURPOSE OR USED FOR MANUFACTURING PURPOSES WITHOUT WRITTEN PERMISSION FROM AMPHENOL CANADA CORP.