REVISIONS			
REV	ECN, ERN NO.	DATE	APPRD.
D	PRODUCT DRAWING (EAR 14157)	APR25/13	K.L.

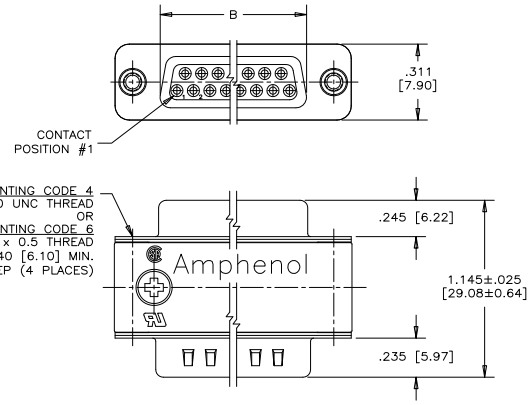

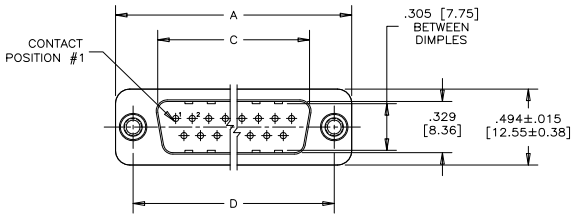

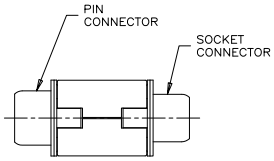

ORDERING CODE: F C E 1 7 – B 2 5 A D – 4 0 0 G

SERIES
FCE17=FILTERED D–SUB, RoHS

SIZE/NUMBER OF CONTACTS
E09, A15, B25, OR C37

CONNECTOR STYLE
AD=PIN/SOCKET ADAPTER

MOUNTING
2=.120 [3.05] DIA. THROUGH HOLE WITH #4–40 MOUNTING POST
4=#4–40 UNC THREAD
6=M3 x 0.5 THREAD
K=.120 [3.05] DIA. THROUGH HOLE WITH M3 x 0.5 MOUNTING POST

FILTER CAPACITANCE
D=50 pF
B=100 pF
0=180 pF
T=220 pF
F=330 pF
L=380 pF
1=470 pF
2=680 pF
4=820 pF
5=1000 pF
7=1200 pF
6=1300 pF
J=1500 pF
E=2200 pF
9=5600 pF
8=47000 pF
N=NO FILTERS

REFER TO AMPHENOL CATALOGUE FOR FILTER PERFORMANCE CHARACTERISTICS

MODIFIER
0=STANDARD

CONTACT FINISH/GOLD THICKNESS
NO DIGIT=STANDARD 15 MICROINCHES [0.38 MICRONS] GOLD ON MATING AREA
G=50 MICROINCHES [1.27 MICRONS] GOLD ON MATING AREA

NOTES:

1. MATERIALS: – ALL MATERIALS ARE RoHS COMPLIANT
   – SHELLS: TIN PLATED STEEL
   – CONTACTS: PHOSPHOR BRONZE PLATED WITH GOLD OVER 50μ" [1.27 MICRONS] NICKEL ON MATING AREA. SEE ORDERING CODE.
   – INSULATOR: ENGINEERING THERMOPLASTIC, GLASS REINFORCED, FLAMMABILITY RATING UL94V–0, BLACK.
   – OUTSIDE SHELLS: ZINC DIECAST, NICKEL PLATED
   – MOUNTING HARDWARE: STEEL OR COPPER ALLOY, TIN OR NICKEL PLATED
2. CONTACT RESISTANCE: 30 MILLIOHMS MAXIMUM
3. INSULATION RESISTANCE: 3000 MEGOHMS MINIMUM
4. CURRENT RATING: 5 AMPS MAXIMUM
5. OPERATING TEMPERATURE: –40°C TO 85°C.
6. TOLERANCE, UNLESS INDICATED OTHERWISE, ±.005 [0.13].

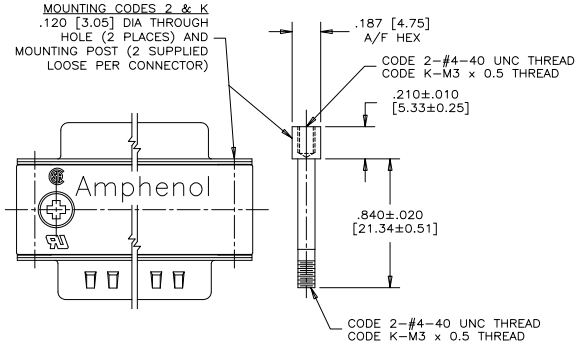

CAPACITANCE SCHEMATIC
FOR EACH POSITON

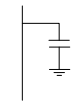

SIZE	A±.015 [0.38]	B±.005 [0.13]	C±.005 [0.13]	D±.005 [0.13]
E09	1.213 [30.81]	.643 [16.33]	.666 [16.92]	.984 [24.99]
A15	1.541 [39.14]	.971 [24.66]	.994 [25.25]	1.312 [33.32]
B25	2.088 [53.04]	1.511 [38.38]	1.534 [38.96]	1.852 [47.04]
C37	2.729 [69.32]	2.159 [54.84]	2.182 [55.42]	2.500 [63.50]

THIS DOCUMENT CONTAINS PROPRIETARY INFORMATION AND SUCH INFORMATION MAY NOT BE DISCLOSED TO OTHERS FOR ANY PURPOSE OR USED FOR MANUFACTURING PURPOSES WITHOUT WRITTEN PERMISSION FROM AMPHENOL CANADA CORP.

DRAWN S.BUENAVIDES	DATE DEC08/05	Amphenol Canada Corp.
DESIGNED		FCE17 SERIES FILTERED D–SUB CONNECTOR, MALE/FEMALE ADAPTER, RoHS COMPLIANT
CHECKED K.LAMBIE	DEC08/05	
I. E. APPRD.		
Q. A. APPRD.		
DWG. APPRD.		
ENG. REL. NO.		DWG C — DRAWING NO. P–FCE17–XXXAD–XX0X — REV. D
REF. EAR 12888		
DIMENSIONS ARE IN INCHES [mm]	CODE ID. NO. 03554	SCALE 2/1 — WT. ——— — SURF. ——— — SHEET 1 OF 1

Downloaded from Datasheet.su