


Safety Relay

OA 5611

Features

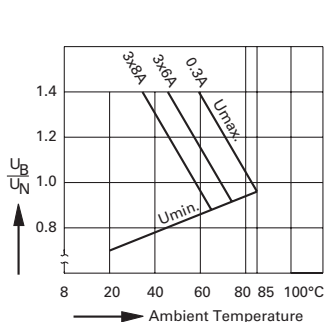
- 4 output contacts
- International approvals: TÜV, UL, cUL, CSA
- Quality control check for each safety relay
- Forced-guided contacts, all gold flash plated
- Contact Gap > 0.5 mm throughout life of relay
- Various contact materials, mixed contact material optional
- High coil voltage range
- High switching voltage
- High breakdown voltage: contact/coil > 4 KV
- High creeping distance: contact/coil > 8 mm
- Crown contacts
- Solid connection between coil and contact housing
- Compact size
- Custom design available,
 - coil voltage -IP67 washable
 - contact pressure -coil resistance
 - operate/release time
 - low power dissipation models
 - Manual test relay (slide activated)



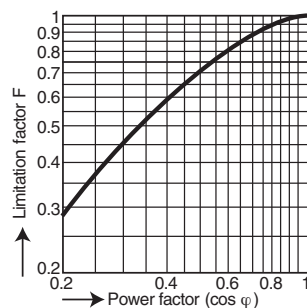
Technical Data

- **Nominal Coil Voltage**.....6, 12, 24, 48, 60, 110, DC
- **Coil Power Dissipation**.....0.6 W
- **Max. Switching Voltage**.....250V DC, 400 V AC
- **Max. Switching Current**.....8 A
- **Max. Switching Power – DC**.....200W
- **Max. Switching Power – AC**.....2000VA
- **Contact Switching Rate**.....10 operations per second
- **Relay Operate Time**.....20 ms
- **Relay Release Time**.....6 ms
- **Operation Vibration**.....0.35 mm Ampl. max
.....@ 10...200Hz, 3g max
- **Protection Rating**.....IP 40
- **Contact Arrangements**.....2NO/2NC, 3NO/1NC
- **Contact Material**.....
...AgNi10+0.2µmAu, AgSnO₂+0.2µmAu, AgNi10+5µmAu
- **Mechanical Life**.....50x10⁶ operation cycles
- **Electrical Life**.....AgSnO₂ >3x10⁵, AgNi10 >2x10⁵
.....operation cycles @ 230V AC, 5A, cos φ=1
.....AgSnO₂ >1.5x10⁵, AgNi10 >10⁵
.....operation cycles @ 230V AC, 8A, cos φ=1
- **Ambient Temperature**.....-25...+85°C
- **Cover Material**.....Thermoplast
- **Weight**.....35 g
- More detailed data upon request

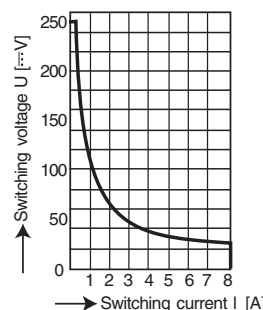
Diagrams



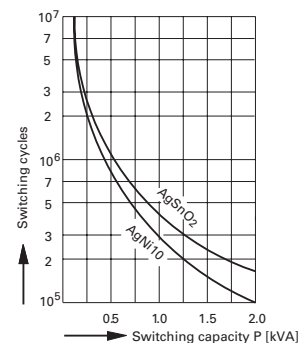
Relay operation voltage vs. ambient temperature



Limitation factor for inductive loads
Operations =
Operations (ohmic) x limitation factor F



Maximum switching power curve
Safe disconnection, no remaining arc,
max. 1 operation/sec.



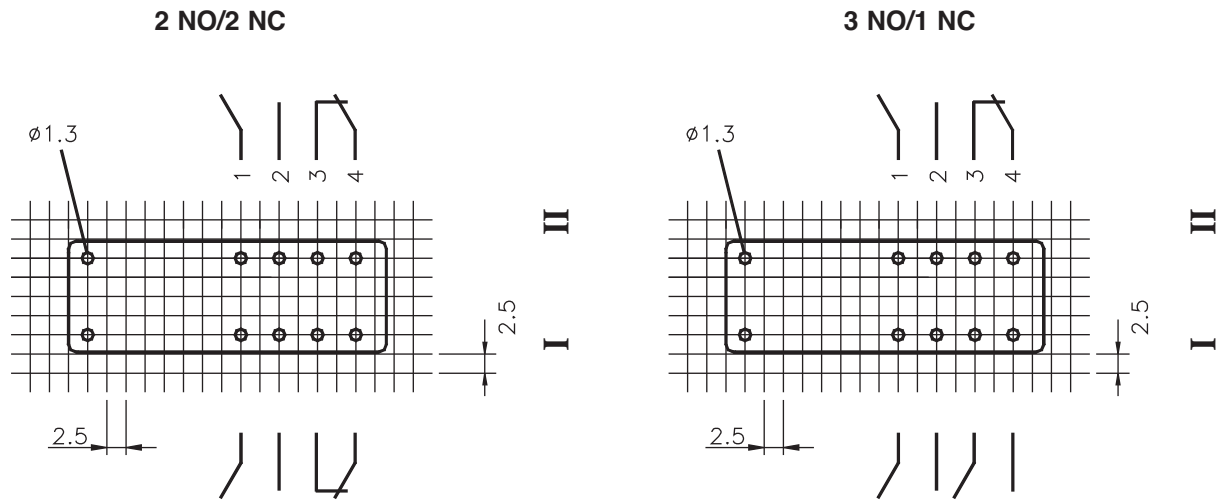
Mechanical life

Safety Relay 5611 Data

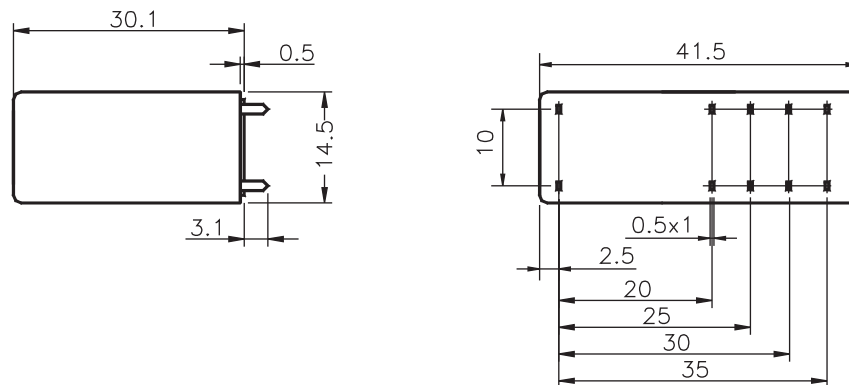
Relay Data			Ordering Information	
Rated Voltage	Voltage Range	Coil Resistance	2 NO/2 NC Type	3 NO/1 NC Type
6V	4.2 - 8.4V	56 Ω	56.OA11.0622□	56.OA11.0631□
12V	8.4 - 16.8V	240 Ω	56.OA11.1222□	56.OA11.1231□
24V	16.8 - 33.6V	960 Ω	56.OA11.2422□	56.OA11.2431□
48V	33.6 - 67.2V	3840 Ω	56.OA11.4822□	56.OA11.4831□
60V	42.0 - 84.0V	6000 Ω	56.OA11.6022□	56.OA11.6031□
110V	77.0 - 154.0V	20150 Ω	56.OA11.1122□	56.OA11.1131□

Contact Material, Example: CAgSnO₂+2μmAu
NAgNi10+.2μmAu
SAgNi10+5μmAu

Footprints



Dimensions



Note: All dimensions are shown in millimeters.
 To convert to inches, divide by 25.4.