

FIG 1

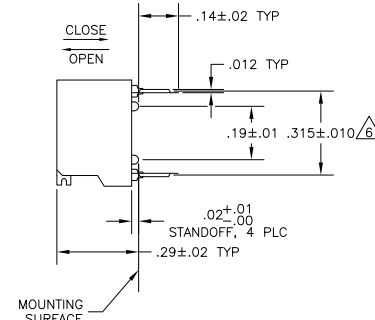
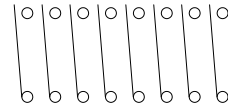


FIG 2

△ NO POSITION MARKING.
△ NO PART NO. MARKING.
△ STRIPPABLE TAPE SEAL, SEE FIGURE 6.
△ OBSOLETE PARTS: OBSOLETE CIS STREAMLINING PER D.RENAUD/D.SINISI

- 1 FOR ADDITIONAL SPECIFICATIONS SEE AMP PRODUCT SPEC 108-7519.
 - 2 SWITCH SHOWN IN OPEN POSITION.
 - 3 ALL CHARACTERS AND ROCKERS ARE WHITE, HOUSING IS BLACK.
 - 4 STAMPING WILL VARY ON 2 AND 3 POSITION TOPS DUE TO SPACE RESTRICTIONS.
- △** STRIPPABLE TRANSPARENT SEAL, SEE FIG 6.
△ .315 DIMENSION APPLIES AT TERMINAL TIPS. TERMINALS ARE .300⁺⁰¹⁰ AT MOUNTING SURFACE.

FIG 2	FIG 3A& 7	△	1.08	10	6-435802-3
FIG 1	FIG 3E	△	.88	8	3-435802-8
SUPSD BY 1-435802-6	FIG 2	△	.58	5	3-435802-1
△ OBSOLETE	FIG 2	△	.88	8	3-435802-0
SUPSD BY 2-5435802-9	FIG 2	△	.48	4	2-435802-9
SUPSD BY 1-435802-0	FIG 1	△	.28	2	2-435802-8
OBSOLETE	FIG 1	△	.28	2	2-435802-7
OBSOLETE	FIG 2	△	1.08	10	2-435802-6
OBSOLETE	FIG 2	△	.88	8	2-435802-5
OBSOLETE	FIG 2	△	.88	8	2-435802-4
OBSOLETE	FIG 2	△	.48	4	2-435802-3
FIG 2	FIG 3A& 5	△	1.28	12	2-435802-2
FIG 2			1.18	11	2-435802-1
FIG 2			1.08	10	2-435802-0
FIG 2	FIG 3A	△	.98	9	1-435802-9
FIG 2			.78	7	1-435802-8
FIG 2			.68	6	1-435802-7
FIG 2			.58	5	1-435802-6
FIG 2			.48	4	1-435802-5
SUPSD BY 435802-2	FIG 2	△	.38	3	1-435802-4
SUPSD BY 3-1437590-2	FIG 1	△	.28	2	1-435802-3
△ OBSOLETE	FIG 2	△	1.28	12	1-435802-2
FIG 1	FIG 3B	△	.28	2	1-435802-0
FIG 2			.88	8	435802-9
FIG 2			1.08	10	435802-8
△ SUPSD BY 5435802-7	FIG 2	△	.98	9	435802-7
FIG 2	FIG 3A		.78	7	435802-6
FIG 2			.68	6	435802-5
FIG 2			.58	5	435802-4
FIG 2			.48	4	435802-3
FIG 2	FIG 3A		.38	3	435802-2
FIG 2	FIG 3A		.88	8	435802-1
435802-1 SHOWN					
HOUSING MARKING	PROTECTIVE SEAL	A	NO OF POSN		PART NO.

THIS DRAWING IS A CONTROLLED DOCUMENT.		BY: R. TALLEY 9-19-89	TE Connectivity	
DIMENSIONS:		CHK: S. MILLER 9-19-89	TE Connectivity	
INCHES		APP: H. LETTER 9-19-89	SWITCH ASSY, DIP, TYPE C, 7000 SERIES, SPST, SIDE ACTUATED	
①	0 PLC ± .	APPLICATION SPEC: -	SIZE	CAGE CODE
②	1 PLC ± .	PRODUCT SPEC: -	A2	00779
③	2 PLC ± .	WEIGHT: -	C=435802	
④	3 PLC ± .005	FINISH: -	SCALE	4:1
⑤	4 PLC ± .	CUSTOMER DRAWING	SHEET	1 of 2
⑥	ANGLES ± .		REV	AL2
MATERIAL: HOUSING & ROCKERS: POLYESTER	CONTACTS: BERYLLIUM COPPER	FINISH: CONTACTS: PLATED .00030 MIN GOLD BY CONTACT AREA OVER .00050 MIN NICKEL		

4

3

2

1

THIS DRAWING IS UNPUBLISHED. RELEASED FOR PUBLICATION. ALL RIGHTS RESERVED.

LOC	DIST	REVISIONS		
P	LTR	DESCRIPTION	DATE	MIN
AD	00	SEE SHEET 1	-	-

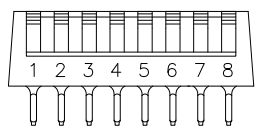


FIG 3A

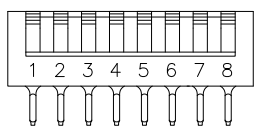


FIG 3B

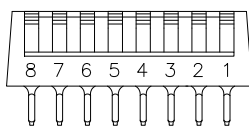


FIG 4

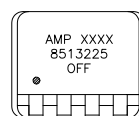
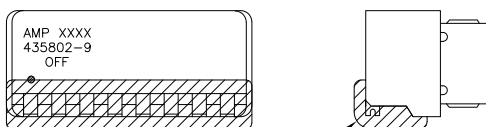
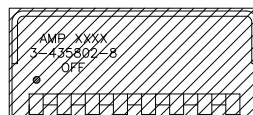


FIG 5



PROTECTIVE SEAL
FIG 6



PROTECTIVE SEAL

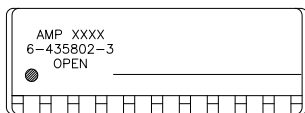


FIG 7

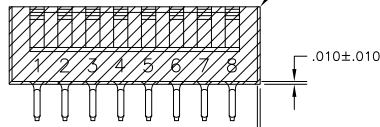


FIG 8

THIS DRAWING IS A CONTROLLED DOCUMENT.		DR: R. TALLEY 9-19-89		TE Connectivity	
DIMENSIONS: INCHES		CR: R. MILLER 9-19-89		SWITCH ASSY, DIP, TYPE C, 7000 SERIES, SPST, SIDE ACTUATED	
TOLERANCES UNLESS OTHERWISE SPECIFIED:		APP: H. LETTER 9-19-89	RESTRICTED TO		
0 PLC	± .005	PRODUCT SPEC	SIZE	CAGE CODE	DRAWING NO
1 PLC	± .005	APPLICATION SPEC	A2	00779	C-435802
2 PLC	± .005	WEIGHT	CUSTOMER DRAWING		
3 PLC	± .005	FINISH	SCALE: 4:1 SHEET: 2 of 2 REV: AL2		
4 PLC	± .005	ANGLE			
MATERIAL: SEE SHEET 1					