


BGA Adapters



Features:

- Soldering BGA Device to adapter subjects BGA to less thermal stress than soldering BGA directly to a PCB due to the adapter's lower mass.
- Uses same footprint as BGA device.
- Custom adapters available for heat sink attachment.

Terminals:

Brass - Copper Alloy (C36000),
ASTM-B-16

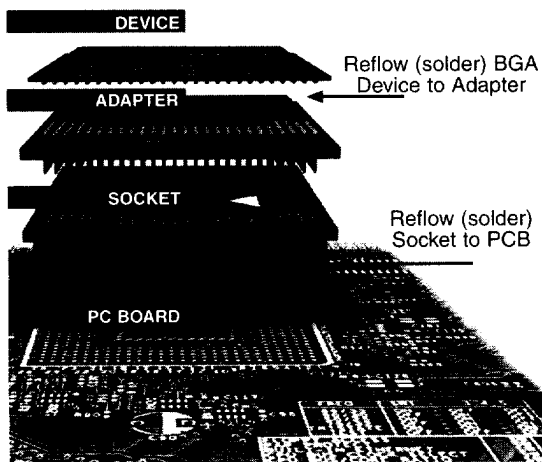
Plating:

G - Gold over Nickel

Body Material:

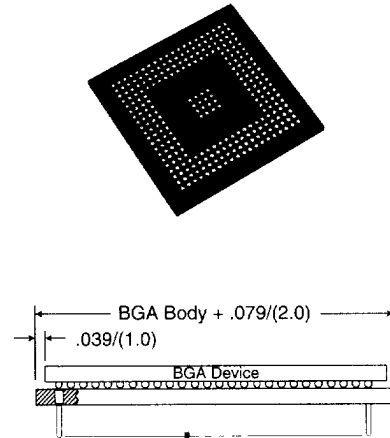
FR-4 Glass Epoxy, U.L. Rated 94V-0

How It Works:



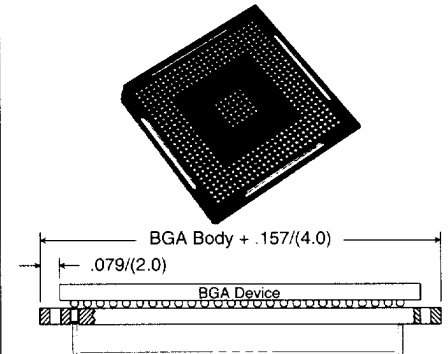
Standard Adapter (A):

- Mates with Standard Socket (S)
- Adapter size equals BGA Device body + .079/(2.0)



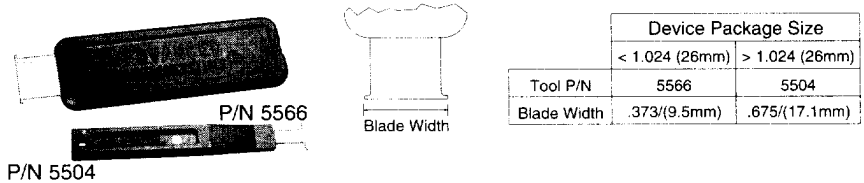
Extraction Slot Adapter (AX):

- Slots allow AIC extraction tool (sold separately) to easily remove device/adapter assembly from socket.
- Mates with Extraction Socket (SB) or Guide Post Socket (SG)
- Adapter size equals the BGA Device body + .157/(4.0)



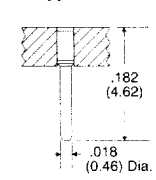
BGA Adapter Extraction Tool:

- Insert "T" bar end of tool into extraction slot adapter.
- Slide tool to end of slot and pry adapter from socket.
- Repeat in additional slots until adapter is separated from socket.

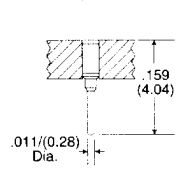


Terminals

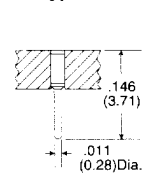
1.27mm & 1.5mm Pitch Type -638



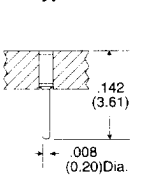
1.0mm Pitch Type -715



0.80mm Pitch Type -700



0.75mm Pitch Type -757



How To Order

