


DIP Switch A6S-H



A6S Model Upgraded to Surface-mounting Type with Increased Solder Heat Resistance

- Designed to enable replacement of previous (A6S) model, featuring the same dimensions and improved solder heat resistance (peak solder temperature: 260°C).
- Gold-plated twin contacts and a slide-type, self-cleaning mechanism ensure high reliability.
- Washable models with seal tape available.
- Embossed taping models available for automatic mounting. SQ reel (small reel) also available.
- RoHS Compliant.






Ordering Information

■ Models in Stick Packages

No. of poles	Quantity per tube	Flat		Raised
		Standard	With seal tape	
				
1	130	A6S-1101-H	A6S-1102-H	A6S-1104-H
2	76	A6S-2101-H	A6S-2102-H	A6S-2104-H
3	55	A6S-3101-H	A6S-3102-H	A6S-3104-H
4	42	A6S-4101-H	A6S-4102-H	A6S-4104-H
5	35	A6S-5101-H	A6S-5102-H	A6S-5104-H
6	28	A6S-6101-H	A6S-6102-H	A6S-6104-H
7	25	A6S-7101-H	A6S-7102-H	A6S-7104-H
8	22	A6S-8101-H	A6S-8102-H	A6S-8104-H
9	20	A6S-9101-H	A6S-9102-H	A6S-9104-H
10	10	A6S-0101-H	A6S-0102-H	A6S-0104-H




Note: 1) Orders must be made in integral multiples of the quantities given for each stick.
2) Switches cannot be water washed.

■ Models in Embossed Taping Packages (Standard Packing)

No. of poles	Flat				Raised	
	Standard		With seal tape			
						
		Quantity per reel		Quantity per reel		Quantity per reel
1	A6S-1101-PH	800	A6S-1102-PH	800	A6S-1104-PH	800
2	A6S-2101-PH	900	A6S-2102-PH	900	A6S-2104-PH	700
3	A6S-3101-PH		---		---	
4	A6S-4101-PH		A6S-4102-PH		A6S-4104-PH	700
5	---		A6S-5102-PH		A6S-5104-PH	800
6	---		A6S-6102-PH		A6S-6104-PH	700
7	A6S-7101-PH		A6S-7102-PH		---	---
8	A6S-8101-PH		A6S-8102-PH		A6S-8104-PH	700
9	---		A6S-9102-PH		---	---
10	---		A6S-0102-PH		---	---

Note: 1) Orders must be made in integral multiples of the quantities given for each package. Switches are not sold individually.
2) Switches cannot be water washed.

■ Models in Embossed Taping Packages (Small Quantity Reel)

No. of poles	Flat				Raised	
	Standard		With seal tape			
						
		Quantity per reel		Quantity per reel		Quantity per reel
2	---	400	A6S-2102-PMH	400	---	400
3	A6S-3101-PMH		---			
4	A6S-4101-PMH		A6S-4102-PMH		A6S-4104-PMH	
6	A6S-6101-PMH		A6S-6102-PMH		A6S-6104-PMH	
8	A6S-8101-PMH		A6S-8102-PMH		A6S-8104-PMH	
10	A6S-0101-PMH		A6S-0102-PMH		A6S-0104-PMH	

Note: 1) Orders must be made in integral multiples of the quantities given for each package. Switches are not sold individually.
2) Switches cannot be water washed.

Specifications

■ Ratings/Characteristics

Switching capacity		25 mA at 24 VDC
Minimum permissible load		10 μ A at 3.5 VDC
Contact resistance		200 m Ω max.
Insulation resistance		100 M Ω min. (at 250 VDC)
Dielectric strength		500 VAC for 1 min. between terminals
Operating force		30 to 1,000 gf (0.3 to 9.8 N)
Vibration resistance	Malfunction durability	10 to 55 Hz, 1.5-mm double amplitude
Shock resistance	Malfunction durability	300 m/s ² min. (Approx. 30G min.)
Life expectancy	Mechanical	1,000 operations min.
	Electrical	1,000 operations min.
Ambient operating temperature		-20°C to 70°C at 60% R.H. max. (with no icing or condensation)
Ambient operating humidity		35% to 90% (at 5 to 35°C)
Weight		0.25 g (2 poles), 0.41 g (4 poles), 0.58 g (6 poles), 0.73 g (8 poles), 0.87 g (10 poles)

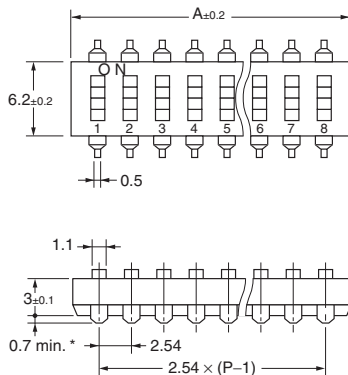

Note: Data shown are of initial value

Dimensions

Note: 1. All units are in millimeters unless otherwise indicated.
 2. Unless otherwise specified, a tolerance of ± 0.4 mm applies to all dimensions.

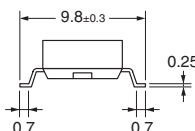
Flat Actuator with SMT Terminal Standard/With Seal Tape

A6S-□101-H
 A6S-□102-H

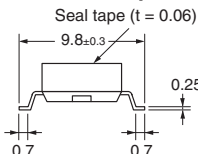


* One terminal is 0 to 0.15 mm

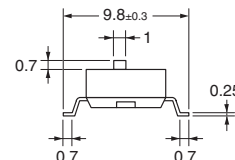
Flat Actuator
Standard



Flat Actuator
With Seal Tape




Raised Actuator



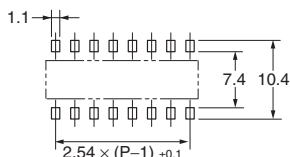
Raised Actuator with SMT Terminal

A6S-□104-H



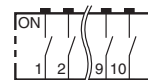
No. of poles	Model			Dimension A
	Flat Actuator		Raised Actuator	
	Standard	With Seal Tape		
1	A6S-1101-H	A6S-1102-H	A6S-1104-H	3.48
2	A6S-2101-H	A6S-2102-H	A6S-2104-H	6.02
3	A6S-3101-H	A6S-3102-H	A6S-3104-H	8.56
4	A6S-4101-H	A6S-4102-H	A6S-4104-H	11.10
5	A6S-5101-H	A6S-5102-H	A6S-5104-H	13.64
6	A6S-6101-H	A6S-6102-H	A6S-6104-H	16.18
7	A6S-7101-H	A6S-7102-H	A6S-7104-H	18.72
8	A6S-8101-H	A6S-8102-H	A6S-8104-H	21.26
9	A6S-9101-H	A6S-9102-H	A6S-9104-H	23.80
10	A6S-0101-H	A6S-0102-H	A6S-0104-H	26.34

Mounting pads
(top view)



P: pole numbers

Internal connections
(top view)



All sales are subject to Omron Electronic Components LLC standard terms and conditions of sale, which can be found at http://www.components.omron.com/components/web/webfiles.nsf/sales_terms.html

ALL DIMENSIONS SHOWN ARE IN MILLIMETERS.
To convert millimeters into inches, multiply by 0.03937. To convert grams into ounces, multiply by 0.03527.

OMRON[®]
**OMRON ELECTRONIC
COMPONENTS LLC**
55 E. Commerce Drive, Suite B
Schaumburg, IL 60173
847-882-2288

OMRON ON-LINE
Global - <http://www.omron.com>
USA - <http://www.components.omron.com>

Cat. No. X303-E-1

11/10

Specifications subject to change without notice

Printed in USA

DIP Switch **A6S-H**