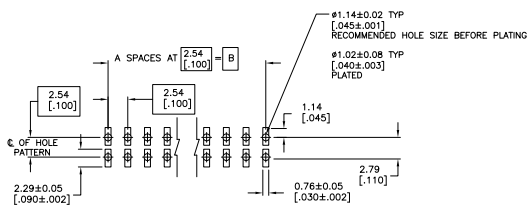
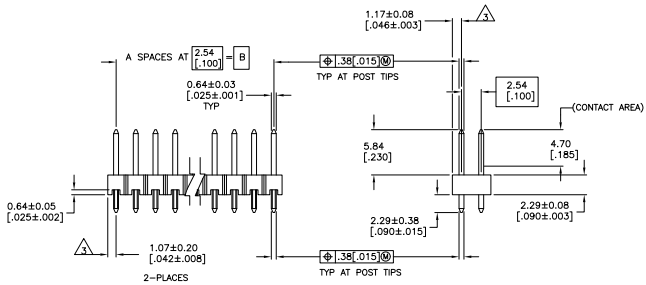
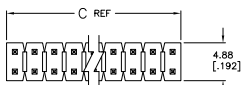


- ASSEMBLY MAY BE BROKEN TO THE DESIRED NUMBER OF POSITIONS
 - TRUE POSITION TOLERANCE OF THE POST TIPS APPLIES WHEN THE HEADER IS HELD FLAT AGAINST THE PRINTED CIRCUIT BOARD
- THE NOTED DIMENSIONS APPLY AT THE INTERSECTION OF THE POST AND HOUSING
- POST PLATING: 0.00762 [0.00030] GOLD ON CONTACT AREA, .00254-0.00508 [0.000100-0.000200] MATTE TIN-LEAD ON SOLDER TAIL, ALL OVER 0.00127 [0.00050] NICKEL.
- HOUSING: LCP, COLOR-BLACK.
- POST: PHOSPHOR BRONZE
- POST PLATING: 0.00762 [0.00030] GOLD ON CONTACT AREA, .00254-0.00508 [0.000100-0.000200] MATTE TIN ON SOLDER TAIL, ALL OVER 0.00127 [0.00050] NICKEL.
- OBsolete PARTS: OBsolete CIS STREAMLINING PER D.RENAUD/D.SINISI



RECOMMENDED PC BOARD MOUNTING DIMENSIONS
 FOR .063 [1.60] THICK PC BOARD AND
 .012 [1.305] STENCIL THICK

PLATING	C	B	A	NO. OF POSITIONS	PART NUMBER	PLATING	C	B	A	NO. OF POSITIONS	PART NUMBER
△	101.19	99.06	39	80	9-146261-0	△	101.19	99.06	39	80	4-146261-0
△	98.65	96.52	38	78	8-146261-9	△	98.65	96.52	38	78	3-146261-9
△	96.11	93.98	37	76	8-146261-8	△	96.11	93.98	37	76	3-146261-8
△	93.57	91.44	36	74	9-146261-7	△	93.57	91.44	36	74	3-146261-7
△	91.03	88.90	35	72	9-146261-6	△	91.03	88.90	35	72	3-146261-6
△	88.49	86.36	34	70	8-146261-5	△	88.49	86.36	34	70	3-146261-5
△	85.95	83.82	33	68	8-146261-4	△	85.95	83.82	33	68	3-146261-4
△	83.41	81.28	32	66	8-146261-3	△	83.41	81.28	32	66	3-146261-3
△	80.87	78.74	31	64	8-146261-2	△	80.87	78.74	31	64	3-146261-2
△	78.33	76.20	30	62	8-146261-1	△	78.33	76.20	30	62	3-146261-1
△	75.79	73.66	29	60	9-146261-0	△	75.79	73.66	29	60	3-146261-0
△	73.25	71.12	28	58	7-146261-9	△	73.25	71.12	28	58	2-146261-9
△	70.71	68.58	27	56	7-146261-8	△	70.71	68.58	27	56	2-146261-8
△	68.17	66.04	26	54	7-146261-7	△	68.17	66.04	26	54	2-146261-7
△	65.63	63.5	25	52	7-146261-6	△	65.63	63.5	25	52	2-146261-6
△	63.09	60.96	24	50	7-146261-5	△	63.09	60.96	24	50	2-146261-5
△	60.55	58.42	23	48	7-146261-4	△	60.55	58.42	23	48	2-146261-4
△	58.01	55.88	22	46	7-146261-3	△	58.01	55.88	22	46	2-146261-3
△	55.47	53.34	21	44	7-146261-2	△	55.47	53.34	21	44	2-146261-2
△	52.93	50.80	20	42	7-146261-1	△	52.93	50.80	20	42	2-146261-1
△	50.39	48.26	19	40	7-146261-0	△	50.39	48.26	19	40	2-146261-0
△	47.85	45.72	18	38	6-146261-9	△	47.85	45.72	18	38	1-146261-9
△	45.31	43.18	17	36	6-146261-8	△	45.31	43.18	17	36	1-146261-8
△	42.77	40.64	16	34	6-146261-7	△	42.77	40.64	16	34	1-146261-7
△	40.23	38.10	15	32	6-146261-6	△	40.23	38.10	15	32	1-146261-6
△	37.69	35.56	14	30	6-146261-5	△	37.69	35.56	14	30	1-146261-5
△	35.15	33.02	13	28	6-146261-4	△	35.15	33.02	13	28	1-146261-4
△	32.61	30.48	12	26	6-146261-3	△	32.61	30.48	12	26	1-146261-3
△	30.07	27.94	11	24	6-146261-2	△	30.07	27.94	11	24	1-146261-2
△	27.53	25.40	10	22	6-146261-1	△	27.53	25.40	10	22	1-146261-1
△	24.99	22.86	9	20	6-146261-0	△	24.99	22.86	9	20	1-146261-0
△	22.45	20.32	8	18	5-146261-9	△	22.45	20.32	8	18	1-146261-9
△	19.91	17.78	7	16	5-146261-8	△	19.91	17.78	7	16	1-146261-8
△	17.37	15.24	6	14	5-146261-7	△	17.37	15.24	6	14	1-146261-7
△	14.83	12.70	5	12	5-146261-6	△	14.83	12.70	5	12	1-146261-6
△	12.29	10.16	4	10	5-146261-5	△	12.29	10.16	4	10	1-146261-5
△	9.75	7.62	3	8	5-146261-4	△	9.75	7.62	3	8	1-146261-4
△	7.21	5.08	2	6	5-146261-3	△	7.21	5.08	2	6	1-146261-3
△	4.67	2.54	1	4	5-146261-2	△	4.67	2.54	1	4	1-146261-2
△	2.13	0	0	2	5-146261-1	△	2.13	0	0	2	1-146261-1

THIS DRAWING IS A CONTROLLED DOCUMENT. DATE: 08-30-11

TE Connectivity

DESCRIPTION: HEADER ASSEMBLY, M0011, BREAKAWAY, DOUBLE ROW, VERTICAL, HIGH TEMPERATURE

DATE: 08-30-11

REVISED PER EDD-11-04587

11MAR11 RJK HMR

00779 G=146261

SIZE: 4.1