PRODUCT NO.

SEE TABLE

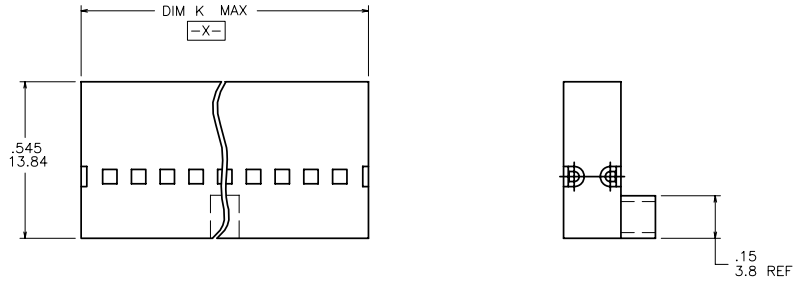

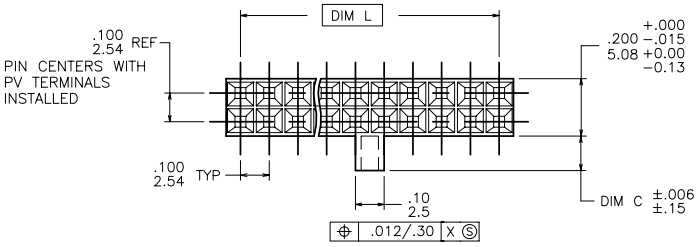

NOTES:

1. MOLDING MATERIAL: MODIFIED POLYPHENYLENE ETHER, FLAME RETARDANT PER UL 94 V-0, COLOR: BLACK.
2. RETENTION ROD MATERIAL: STREN NYLON .030/0.76 DIA. QUANTITY OF RETENTION RODS IS TWO(2) PER HOUSING.
3. PIN LENGTH TO BE .210/5.33 MIN RECOMMENDED PIN LENGTH IS .225±.015/5.72±.38
4. PRODUCT SPECIFICATION: BUS-12-067.
5. PRODUCT MEETS EUROPEAN UNION DIRECTIVES AND OTHER COUNTRY REGULATIONS AS DESCRIBED IN GS-22-008.
6. THIS PRODUCT IS NOT INTENDED TO BE EXPOSED TO MANUFACTURING SOLDER PROCESSES.

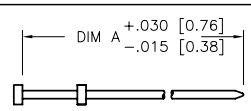

RETENTION ROD
P/N 65048-XXX
-NTS-

mat'l. code				surface	tolerance		projection	product family
SEE NOTE 1 & 2				√				PV HOUSINGS
ltr	ecn no	dr	date	tolerances unless otherwise specified				title
H	V07-0563	HTB	2007-08-27	angles	linear	XX±.01/.X±.3	INCH/MM	MINI ROD HSG DR POLARIZED .100 [2.54] CC WITH RODS
–	–	–	-			XXX±.005/.XX±.13		
C	V60450	SAR	1996-03-13	0°±2°		XXXX±.0020/.XXX±.051	scale 2:1	
D	V91206	BKB	1999-07-06	dr	R. SIEPLE	1988-09-27	FCI	dwg no 86805 sheet 1 of 2 size A3
E	V03-1336	PJ	2004-01-22	engr	H. SUNDY	1988-09-27		
F	V05-0717	TAB	2005-07-29	chr	H. SUNDY	1989-07-07		
G	V06-0448	HTB	2006-05-22	appd	H. SUNDY	1989-07-07		type Product Customer Drawing
sheet index	revision	H	H					
	sheet	1	2					

form: A3

Copyright FCI

FCIconnect.com

PDM: Rev:H STATUS:Released Printed: Sep 15, 2009

Downloaded from Datasheet.su

PRODUCT NO.	NO OF POS	DIM K	DIM L	DIM C	RETENTION ROD P/N	RETENTION ROD LENGTH
86805-001LF	2 X 12	1.200/30.48	1.100/27.94	.115/2.92	65048-026	2.300/58.42
86805-002LF	2 X 15	1.500/38.10	1.400/35.56	.115/2.92	65048-026	2.300/58.42
86805-003LF	2 X 19	1.900/48.26	1.800/45.72	.115/2.92	65048-026	2.300/58.42
86805-004LF	2 X 22	2.200/55.88	2.100/53.34	.115/2.92	65048-013	3.450/87.63
86805-005LF	2 X 27	2.700/68.58	2.600/66.04	.115/2.92	65048-013	3.450/87.63
86805-006LF	2 X 10	1.000/25.40	.900/22.86	.115/2.92	65048-026	2.300/58.42
86805-007LF	2 X 7	.700/17.78	.600/15.24	.115/2.92	65048-040	1.300/33.02
86805-008LF	2 X 9	.900/22.86	.800/20.32	.115/2.92	65048-040	1.300/33.02
86805-009LF	2 X 32	3.200/81.28	3.100/78.74	.115/2.92	65048-005	4.650/118.11
86805-010LF	2 X 5	.500/12.70	.400/10.16	.115/2.92	65048-040	1.300/33.02
86805-011LF	2 X 8	.800/20.32	.700/17.78	.115/2.92	65048-040	1.300/33.02
86805-012LF	2 X 25	2.500/63.50	2.400/60.96	.115/2.92	65048-013	3.450/87.63
86805-013LF	2 X 30	3.000/76.20	2.900/73.66	.115/2.92	65048-005	4.650/118.11
86805-014LF	2 X 2	.200/5.08	.100/2.54	.115/2.92	65048-040	1.300/33.02
86805-015LF	2 X 3	.300/7.62	.200/5.08	.115/2.92	65048-040	1.300/33.02
86805-016LF	2 X 4	.400/10.16	.300/7.62	.115/2.92	65048-040	1.300/33.02
86805-017LF	2 X 6	.600/15.24	.500/12.70	.115/2.92	65048-040	1.300/33.02
86805-018LF	2 X 11	1.100/27.94	1.000/25.40	.115/2.92	65048-026	2.300/58.42
86805-019LF	2 X 13	1.300/33.02	1.200/30.48	.115/2.92	65048-026	2.300/58.42
86805-020LF	2 X 14	1.400/35.58	1.300/33.02	.115/2.92	65048-026	2.300/58.42
86805-021LF	2 X 16	1.600/40.64	1.500/38.10	.115/2.92	65048-026	2.300/58.42
86805-022LF	2 X 17	1.700/43.18	1.600/40.64	.115/2.92	65048-026	2.300/58.42
86805-023LF	2 X 18	1.800/45.72	1.700/43.18	.115/2.92	65048-026	2.300/58.42
86805-024LF	2 X 20	2.000/50.80	1.900/48.26	.115/2.92	65048-013	3.450/87.63
86805-025LF	2 X 21	2.100/53.34	2.000/50.80	.115/2.92	65048-013	3.450/87.63
86805-026LF	2 X 23	2.300/58.42	2.200/55.88	.115/2.92	65048-013	3.450/87.63
86805-027LF	2 X 24	2.400/60.96	2.300/58.42	.115/2.92	65048-013	3.450/87.63
86805-028LF	2 X 26	2.600/66.04	2.500/63.50	.115/2.92	65048-013	3.450/87.63
86805-029LF	2 X 28	2.800/71.12	2.700/68.58	.115/2.92	65048-013	3.450/87.63
86805-030LF	2 X 29	2.900/73.66	2.800/71.12	.115/2.92	65048-013	3.450/87.63
86805-031LF	2 X 31	3.100/78.74	3.000/76.20	.115/2.92	65048-005	4.650/118.11
86805-032LF	2 X 33	3.300/83.82	3.200/81.28	.115/2.92	65048-005	4.650/118.11
86805-033LF	2 X 34	3.400/86.36	3.300/83.82	.115/2.92	65048-005	4.650/118.11
86805-034LF	2 X 35	3.500/89.90	3.400/86.36	.115/2.92	65048-005	4.650/118.11
86805-035LF	2 X 36	3.600/91.44	3.500/88.90	.115/2.92	65048-005	4.650/118.11
86805-036LF	2 X 3	.300/7.62	.200/5.08	.075/1.91	65048-040	1.300/33.02

mat'l. code: SEE NOTE 1 & 2

surface | tolerance

ltr	ecn no	dr	date
H			

tolerances unless otherwise specified

angles: 0°±2° | linear: XX±.01/.XX±.3, XXX±.005/.XXX±.13, XXXX±.0020/.XXX±.051

projection: INCH/MM

scale 2:1

dr	R. SIEPLE	1988-09-27
engr	H. SUNDY	1988-09-27
chr	H. SUNDY	1989-07-07
appd	H. SUNDY	1989-07-07

sheet index | revision sheet

product family: PV HOUSINGS

title: MINI ROD HSG DR POLARIZED .100 [2.54] CC WITH RODS

dwg no 86805 | sheet 2 of 2 | size A3

type: Product Customer Drawing

form A3

FCIconnect.com
Copyright FCI

PDM: Rev:H STATUS:Released Printed: Sep 15, 2009

Downloaded from Datasheet.su