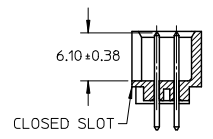
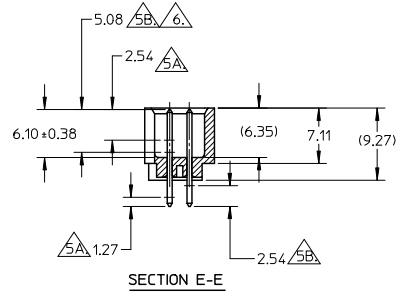
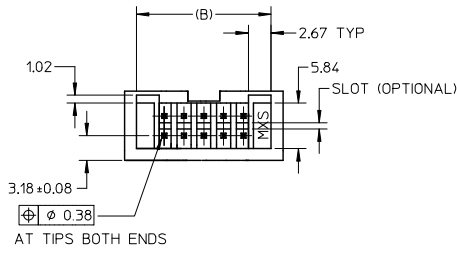
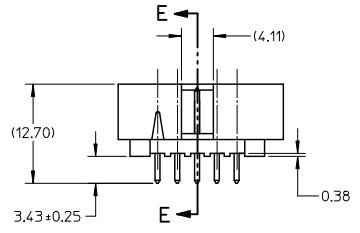
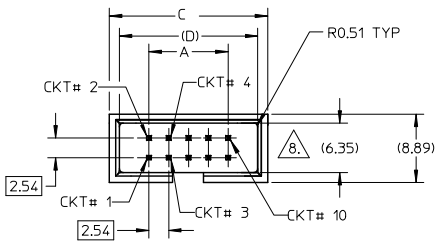
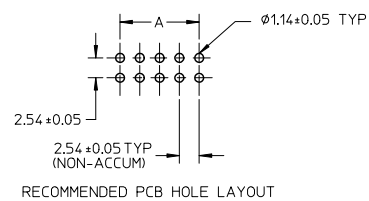


10 9 8 7 6 5 4 3 2 1



MOLEX IRELAND PRODUCTION ONLY (OPTION)



- NOTES:
- PIN PUSHOUT FORCE (9072KG)/2LBS MIN.
 - PIN SOLDERABILITY PER MOLEX SPEC. ES-152.
 - PRODUCT SPEC: PS-70246 APPLIES.
 - WAFER TO BE FLAT WITHIN .003 MM/MM.
 - DIMENSIONS FOR PLATING LOCATION:
 - 5A MEASURE POINT FOR THICKNESS
 - 5B MINIMUM COVERAGE
 - 6 GOLD END OF PIN UNLESS OVERALL PLATED.
 - FINISH:
 - 571 : 15 MICRO INCHES MIN GOLD PLATE ON CONTACT AND 75 MICRO INCHES MIN TIN PLATE ON SOLDERTAIL BOTH OVER 50 MICRO INCHES MIN NICKEL OVERALL.
 - 574 : 30 MICRO INCHES MIN GOLD PLATE ON CONTACT AND 75 MICRO INCHES MIN TIN PLATE ON SOLDERTAIL BOTH OVER 50 MICRO INCHES MIN NICKEL OVERALL.
 - 544 : 5 MICRO INCHES MIN GOLD PLATE ON CONTACT AND 75 MICRO INCHES MIN TIN PLATE ON SOLDERTAIL BOTH OVER 50 MICRO INCHES MIN NICKEL OVERALL.
 - 573 : 20 MICRO INCHES MIN GOLD PLATE ON CONTACT AND 100 MICRO INCHES MIN TIN PLATE ON SOLDERTAIL BOTH OVER 50 MICRO INCHES MIN NICKEL OVERALL.
 - DIM AT THE CENTRE OF THE SHROUDED WALL SHALL BE 5.91MM MIN. THIS SPEC IS VALID FOR ALL CKT SIZE.
 - MATERIAL:
 - HSG: GLASS FILLED PBT, UL94V-0, COLOUR BLACK
 - PIN: 0.6MM SQ. PIN PHOSPHOR BRONZE.

CHANGES TO VOID CKT FOR P/N(70246-003) EC NO: S2010-0052 DRAWN: YICHONG 2009/07/24 CHECKED: TISEE 2009/07/28 APPROVED: LONG 2009/07/29	QUALITY SYMBOLS ▽=0 ▽=0	GENERAL TOLERANCES (UNLESS SPECIFIED)		DIMENSION STYLE MM ONLY		SCALE NTS	DESIGN UNITS METRIC	THIRD ANGLE PROJECTION		
		4 PLACES ± --- ± ---	mm	INCH	DRAWN BY JENNIFER	DATE 1987/09/18	TITLE C-GRID, SHROUDED HEADER (SLOTTED W/O STANDOFFS)			
		3 PLACES ± --- ± ---			CHECKED BY RWONG	DATE 1987/09/18	MOLEX INCORPORATED			
		2 PLACES ± 0.20 ± ---			APPROVED BY ALANB	DATE 1987/09/18				
		1 PLACE ± --- ± ---	ANGULAR ± 3°		MATERIAL NO. SEE TABLE	DOCUMENT NO. SDA-70246-**-20-25,39-41	SHEET NO. 1 OF 2			
DRAFT WHERE APPLICABLE MUST REMAIN WITHIN DIMENSIONS				SIZE A3	THIS DRAWING CONTAINS INFORMATION THAT IS PROPRIETARY TO MOLEX INCORPORATED AND SHOULD NOT BE USED WITHOUT WRITTEN PERMISSION					

9 8 7 6 5 4 3 2 1

	10	9	8	7	6	5	4	3	2	1
	PART NUMBER	CKT SIZE	VOID CKT	DIM A	DIM B	DIM C	DIM D	VOID CKT, ONLY APPLY TO PLATING CODE		
	70246-08**	08	-	7.62	14.73	17.78	15.24			
F	70246-10**	10	-	10.16	17.27	20.32	17.78			
	70246-12**	12	-	12.70	19.81	22.86	20.32			
	70246-14**	14	-	15.24	22.35	25.40	22.86			
	70246-16**	16	-	17.78	24.89	27.94	25.40			
	70246-20**	20	-	22.86	29.97	33.02	30.48			
	70246-24**	24	-	27.94	35.05	38.10	35.56			
	70246-26**	26	-	30.48	37.59	40.64	38.10			
E	70246-30**	30	-	35.56	42.67	45.72	43.18			
	70246-34**	34	-	40.64	47.75	50.80	48.26			
	70246-40**	40	-	48.26	55.37	58.42	55.88			
	70246-44**	44	-	53.34	60.45	63.50	60.96			
	70246-50**	50	-	60.96	68.07	71.12	68.58			
	70246-56**	56	-	68.58	75.69	78.74	76.20			
	70246-60**	60	-	73.66	80.77	83.82	81.28			
	70246-64**	64	-	78.74	85.85	88.90	86.36			
D	70246-72**	72	-	88.90	96.01	99.06	96.52			
	70246-25**	26	26	30.48	37.59	40.64	38.10			
	70246-1003	10	10	10.16	17.27	20.32	17.78	571		

LEGEND:
 70246 - * * * *
 CKT SIZE ————
 PLATING OPT. ————
 SEE TABLE FOR DETAIL

△ PART NUMBER	PLATING OPTION
70246-***01	571
70246-***02	574
70246-***04	544
70246-***12	573

CHANGES TO VOID CKT FOR P/N(70246-1003) EC NO: S2010-10052 DRAWN: MICHONG CHECKED: TSEE APPROVED: LONG 2009/07/24 2009/07/28 2009/07/29	QUALITY SYMBOLS	GENERAL TOLERANCES (UNLESS SPECIFIED)	DIMENSION STYLE	SCALE	DESIGN UNITS	THIRD ANGLE PROJECTION
	▽=0 ▽=0	mm INCH 4 PLACES ± --- ± --- 3 PLACES ± --- ± --- 2 PLACES ± 0.20 ± --- 1 PLACE ± --- ± --- ANGULAR ± 3°	MM ONLY	NTS	METRIC	
		DRAFT WHERE APPLICABLE MUST REMAIN WITHIN DIMENSIONS	DRAWN BY: JENNIFER DATE: 1987/09/18 CHECKED BY: RWONG DATE: 1987/09/18 APPROVED BY: ALANB DATE: 1987/09/18	TITLE: C-GRID, SHROUDED HEADER (SLOTTED W/O STANDOFFS)		
	REV		MATERIAL NO. SEE TABLE	MOLEX INCORPORATED		SHEET NO. 2 OF 2