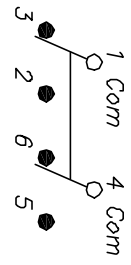


RECOMMENDED P.C.B. LAYOUT

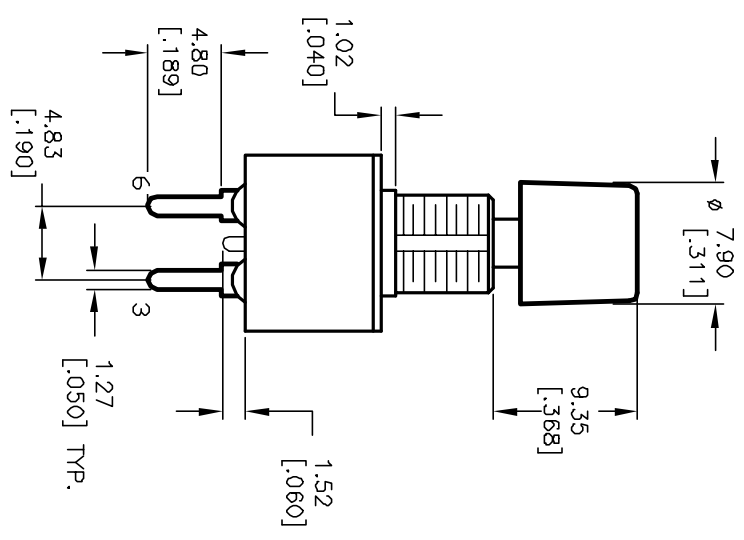
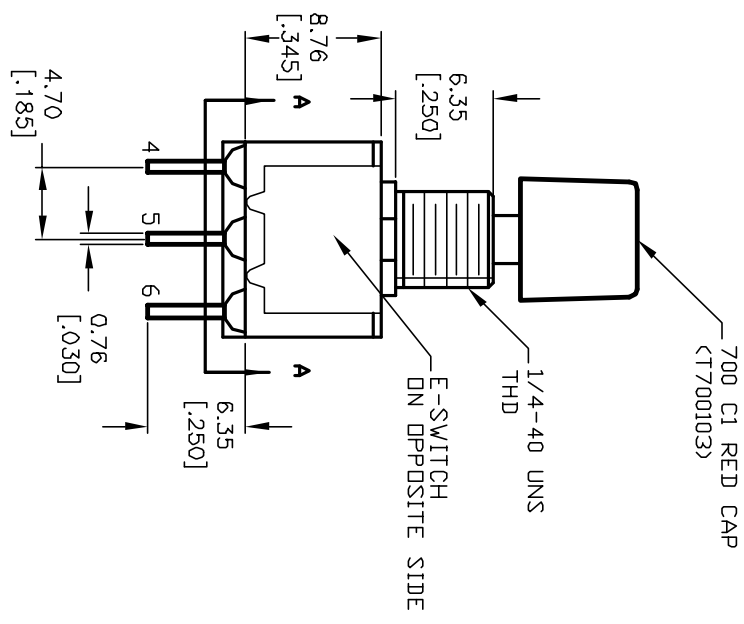


SWITCH FUNCTION	
DN	<DN>
1-3~4-6	1-2~4-5

< > =MOVEMENTARY

NOTES:

1. ALL DIMENSIONS IN MM [INCH]
2. GENERAL TOLERANCE: X.X=±0.4 X.XX=±0.25
3. TERM. NOS. FOR REF. ONLY
4. RATING: 1A @120V AC or 28VDC
5. FIXED TERM. & MOVING CONTACT:  
Copper Alloy w/Silver plate
6. CONTACT RESISTANCE: 10mILLI-ohms initial @2-4VDC
7. ELECTRICAL LIFE: 50,000 make-and-break cycles at full load.
8. INSULATION RESISTANCE: 1,000M ohm min.
9. DIELECTRIC STRENGTH: 1000V RMS @sea level
10. OPERATING TEMP.: -30°C to 85°C



REV.	ECN No.	DESCRIPTION	DATE	CHKD
A	11614	RELEASED FOR PRODUCTION	8/14/01	CJB

TITLE	SCALE	DATE	DR	DWG	REV
700 DP-7 B10 M2 Q E /C1 RED CAP	2:1	8/14/01	CJB	XT00864	A

**E-SWITCH®**

THE INFORMATION CONTAINED IN THIS DOCUMENT IS PROPRIETARY TO E-SWITCH AND IS NOT TO BE COPIED OR TRANSFERRED