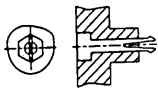


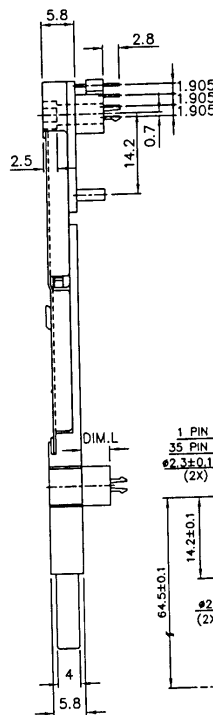
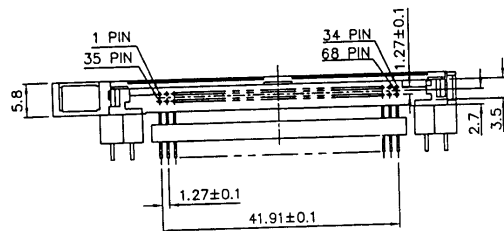
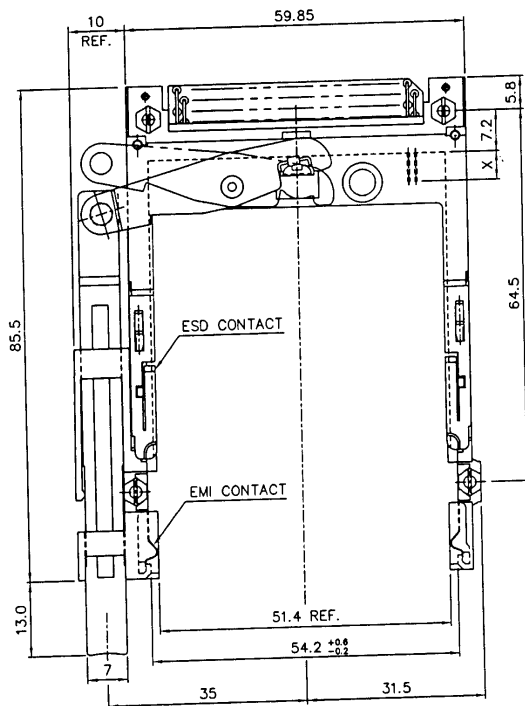
Tous droits réservés. Toute réimpression ou communication de ces plans sans autorisation écrite de FCI est formellement interdite.

All rights reserved. Reproduction of these drawings or communication of these drawings without written authority of FCI is expressly prohibited.

PRODUCT NO.	DIM.L
63274-130CAH	3.0
63274-150CAH	5.0

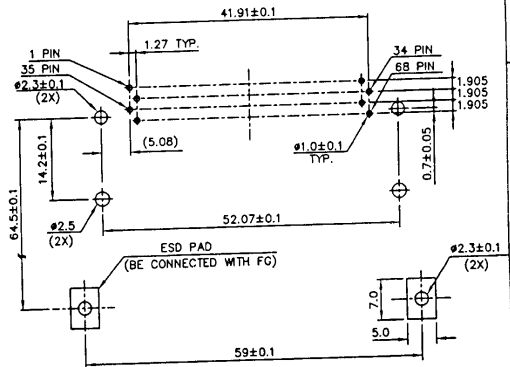


HOLD DOWN ASS'Y



- NOTES:
- EJECT TRAVEL: 8.0mm
 - MATERIAL
 - 2.1 HEADER ASS'Y: PLASTIC: HOUSING ...LCP UL94V-0 BLACK; PIN: COPPER ALLOY
 - 2.2 MECHANISM ASS'Y: PLASTIC: GUIDE: POLYPHTHARAMID UL94V-0 BLACK; BUTTON: POLYPHTHARAMID UL94V-0 BLACK; PLATE: STAINLESS; EMI CONTACT: PHOSPHOR BRONZE
 - FINISH (PIN)
 - UNDER PLATING: 0.5 um MIN. Ni
 - CONTACT AREA: 0.1 um MIN. GOLD OVER
 - 0.5 um MIN. Pd-Ni
 - SOLDER TAIL: 2.5 um MIN. Sn-Pb
 - DIM "X"

4.25 ± 0.1	3.5 ± 0.1	5.0 ± 0.1
OTHERS	36,67	1,17,34,35,51,68



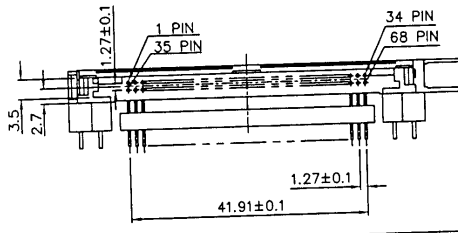
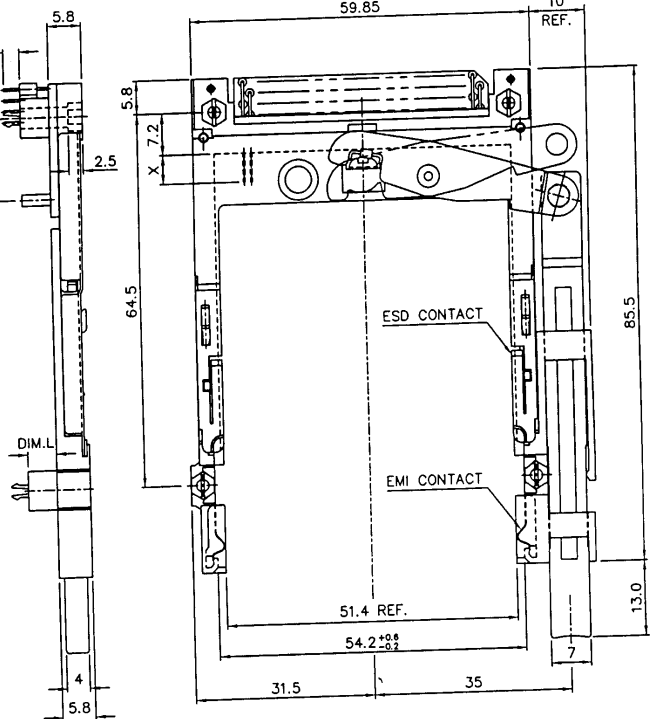
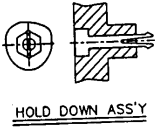
4 CARD INSERTION DIRECTION

mat'l code		tolerance unless otherwise specified	CUSTOMER COPY	FCI ELECTRONICS	
rev. ecn no. dr date	linear	± 0.30	projection	title R/A EJECTOR HEADER ASS'Y FOR TYPE 1/2/3	
A T00235 Wt. 07/28/08				product family: PCMGIA	code TWN
	angles ± 2°			size A3	sheet 1 of 2
	dr WENDY CHEN 11/24/98 unit mm/inch			dwg no. 63274	
	enrg LUF SHEN 11/24/98 scale 1.5:1				
	shr JOSEPH HSA 11/24/98				
	ppdg JOSEPH HSA 11/24/98				
sheet revision A A					
index sheet 1 2					

PRODUCT NO.	DIM.L
63274-030CAH	3.0
63274-050CAH	5.0

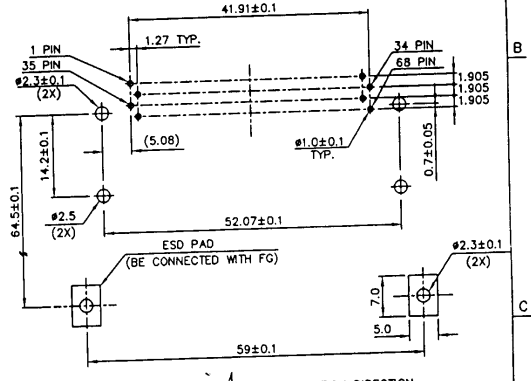
All rights strictly reserved. Reproduction or use in any form without the written authority from FCI is prohibited.

Tous droits strictement réservés. Toute réimpression ou utilisation sans autorisation écrite de FCI est formellement interdite.



- NOTES:
- EJECT TRAVEL: 8.0mm
 - MATERIAL
 - 2.1 HEADER ASS'Y: PLASTIC : HOUSING ...LCP UL94V-0 BLACK
PIN : COPPER ALLOY
 - 2.2 MECHANISM ASS'Y: PLASTIC : GUIDE: POLYPHTHARAMID UL94V-0 BLACK
PLATE : BUTTON: POLYPHTHARAMID UL94V-0 BLACK
PLATE : STAINLESS
EMI CONTACT: PHOSPHOR BRONZE
 - FINISH (PIN)
 - UNDER PLATING : 0.5 um MIN. NI
 - CONTACT AREA : 0.1 um MIN. GOLD OVER
 - 0.5 um MIN. Pd-Ni
 - SOLDER TAIL : 2.5 um MIN. Sn-Pb
 - DIM "X"

4.25±0.1	3.5±0.1	5.0±0.1
OTHERS	36,67	1,17,34,35,51,68



4 CARD INSERTION DIRECTION

mat'l code	tolerance unless otherwise specified	CUSTOMER COPY	FCI ELECTRONICS	
rev. ecn no. dr date	linear	±0.30	projection	title R/A EJECTOR HEADER ASS'Y FOR TYPE 1/2/3
	angles	±2°	product family : PCMGIA	code
dr MENDY CHEN 11/24/98	unit	mm/inch	size A3	dwg no. 63274
enr LIEF SHEN 11/24/98	scale	1.5:1		code TWN
chr JOSEPH HSIA 11/24/98				sheet 2.0F
appd JOSEPH HSIA 11/24/98				
sheet revision				
index sheet				