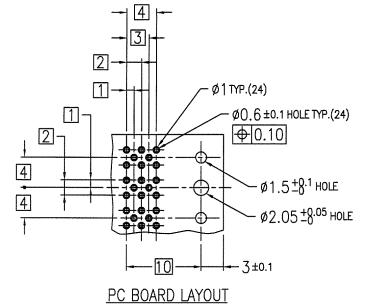
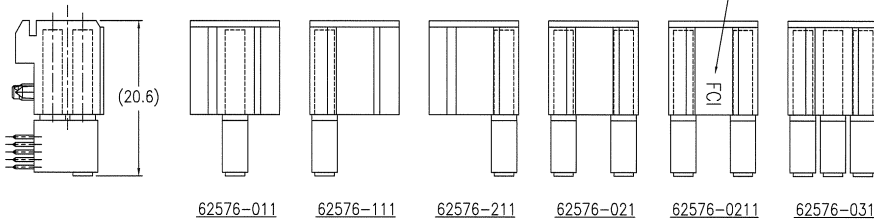
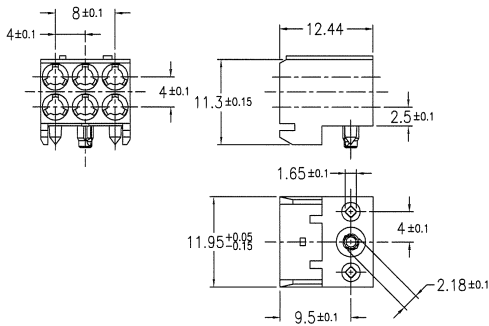


KIT PART No.	① HOUSING P/N	QTY.	② CONTACT P/N	QTY.
62576-011	85939-122	1	62525-101	1
-011LF			-101LF	
62576-111	85939-122	1	62525-101	1
-111LF			-101LF	
62576-211	85939-122	1	62525-101	1
-211LF			-101LF	
62576-021	85939-122	1	62525-101	2
-021LF			-101LF	
62576-0211	85939-1221	1	62525-101	2
-0211LF			-101LF	
62576-031	85939-122	1	62525-101	3
-031LF			-101LF	

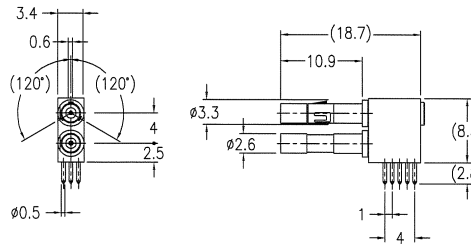


NOTE
 1. FOR LEAD FREE P/N, THE PRODUCT MEET EUROPEAN UNION DIRECTIVES AND OTHER COUNTRY REGULATIONS AS DESCRIBED IN GS-22-008
 2. THE HOUSING WILL WITHSTAND EXPOSURE TO 260°C PEAK TEMPERATURE FOR 10 SECONDS IN A CONNECTION, INFRA-RED OR VAPOR PHASE REFLOW OVEN.

① R/A FEMALE HOUSING MINI COAX PRESS PEG



② R/A FEMALE CONTACT MINI COAX



ltr	description	ecn no	dr	date	surface	tolerance	projection	product family	CODE
A	RELEASED	J0009	YK	1/14/00	ISO 1302	ISO 406	MM	METRAL	JP
B	REVISED	J00330	YK	5/10/00	tolerances unless otherwise specified	ISO 1101			
C	REVISED	J10491	YK	9/18/01	angles	0.X ±0.2	scale 2:1		
D	REVISED	J05-0673	TS	10/21/05	linear	0.XX ±0.2			
E	REVISED	J07-0030	SD	1/18/07	0°±3'	0.XXX ±0.2			
					enr	Y.KODAIRA			
					chr	S.OKUDAIRA			
					appd	R. Akiyoshi			
						S. Okada			

title	sheet 1 of 1	size
METRAL MINI COAX R/A FEMALE CONNECTOR KIT		A3
dwg no	62576	
type	Customer Drawing	
Rev.	E	