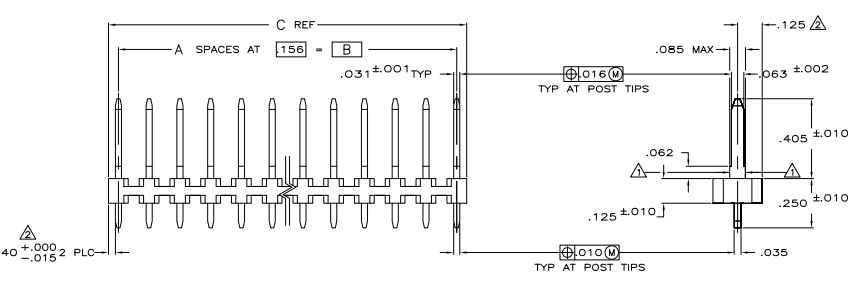
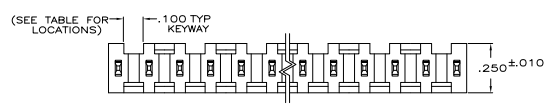
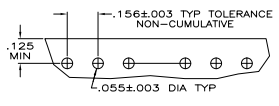


THIS DRAWING IS UNAPPROVED  
 ALL RIGHTS RESERVED

REV	DATE	DESCRIPTION	BY	CHK	APP
AD 39	US	REVISED PER EDD-11-004917			



- △ THESE SURFACES WILL NOT BE PLATED
- △ THE NOTED DIMENSIONS APPLY AT THE INTERSECTION OF THE POST AND THE HOUSING
- △ .000100-.000200 TIN LEAD OVER .000030 NICKEL.
- △ .000100-.000200 TIN OVER .000030 NICKEL.
- △ PRELIMINARY PART
- △ ROHS 2002/95/EC COMPLIANT.
- △ OBSOLETE PARTS: OBSOLETE CIS STREAMLINING PER D.RENAUD/D.SINISI



KEYWAY LOCATIONS (REF-SEE TABLE)	(MATING LENGTH OF POST ON NEAR SIDE)	SCALE: 2:1
A B C D E F G H J K L M N P O R S T U V W X Y Z		

REV	DATE	DESCRIPTION	BY	CHK	APP
AD 39	US	REVISED PER EDD-11-004917			

REV	DATE	DESCRIPTION	BY	CHK	APP			
△		NONE	0	1.11	-	-	1	△ 7-87160-6
△		A,C,E,H,K,M,Q,S,U,W,Y	11	3.855	3.744	24	25	△ 7-87160-5
△		A,C,E,G,J,L,N,Q,S,U,W,Y	12	3.699	3.588	23	24	△ 7-87160-4
△		A,D,G,K,N,R,U,X	8	3.543	3.432	22	23	△ 7-87160-3
△		A,C,E,G,J,L,N,Q,S,U,W	11	3.387	3.276	21	22	△ 7-87160-2
△		A,D,G,K,N,R,U	7	3.231	3.120	20	21	△ 7-87160-1
△		A,C,E,G,J,L,N,Q,S,U	10	3.075	2.964	19	20	△ 7-87160-0
△		B,D,F,J,L,N,Q,S	8	2.919	2.808	18	19	△ 6-87160-9
△		A,D,F,J,M,P,S	7	2.763	2.652	17	18	△ 6-87160-8
△		A,D,G,K,N,R	6	2.607	2.496	16	17	△ 6-87160-7
△		A,C,E,G,J,L,N,Q	8	2.451	2.340	15	16	△ 6-87160-6
△		A,D,G,K,N	5	2.295	2.184	14	15	△ 6-87160-5
△		A,C,E,G,J,L,N	7	2.139	2.028	13	14	△ 6-87160-4
△		A,C,E,G,J,L	6	1.987	1.716	11	12	△ 6-87160-3
△		A,D,G,K	4	1.671	1.560	10	11	△ 6-87160-2
△		A,C,E,G,J	5	1.515	1.404	9	10	△ 6-87160-1
△		A,D,G	3	1.359	1.248	8	9	△ 6-87160-0
△		A,C,E,G	4	1.203	1.092	7	8	△ 5-87160-9
△		A,C,E	3	1.047	.936	6	7	△ 5-87160-8
△		A,C,E	3	.891	.780	5	6	△ 5-87160-7
△		A,C	2	.579	.468	3	4	△ 5-87160-6
△		A	1	.423	.312	2	3	△ 5-87160-5
△		A	1	.267	.156	1	2	△ 5-87160-4
△		A,D,J,M	4	1.983	1.872	12	13	△ 5-87160-2
△		A,D	2	.735	.624	4	5	△ 5-87160-1
△		A	1	.267	.156	1	2	△ 3-87160-7
△		NONE	0	5.415	5.304	34	35	△ 3-87160-6
△		NONE	0	5.259	5.148	33	34	△ 3-87160-5
△		NONE	0	5.103	4.992	32	33	△ 3-87160-4
△		NONE	0	4.947	4.836	31	32	△ 3-87160-3
△		NONE	0	4.791	4.680	30	31	△ 3-87160-2
△		NONE	0	4.635	4.524	29	30	△ 3-87160-1
△		NONE	0	4.479	4.368	28	29	△ 3-87160-0
△		NONE	0	4.323	4.212	27	28	△ 2-87160-9
△		NONE	0	4.167	4.056	26	27	△ 2-87160-8
△		NONE	0	4.011	3.900	25	26	△ 2-87160-7
△		NONE	0	1.11	-	-	1	△ 2-87160-6
△		A,C,E,H,K,M,Q,S,U,W,Y	11	3.855	3.744	24	25	△ 2-87160-5
△		A,C,E,G,J,L,N,Q,S,U,W,Y	12	3.699	3.588	23	24	△ 2-87160-4
△		A,D,G,K,N,R,U,X	8	3.543	3.432	22	23	△ 2-87160-3
△		A,C,E,G,J,L,N,Q,S,U,W	11	3.387	3.276	21	22	△ 2-87160-2
△		A,D,G,K,N,R,U	7	3.231	3.120	20	21	△ 2-87160-1
△		A,C,E,G,J,L,N,Q,S,U	10	3.075	2.964	19	20	△ 2-87160-0
△		B,D,F,J,L,N,Q,S	8	2.919	2.808	18	19	△ 1-87160-9
△		A,D,F,J,M,P,S	7	2.763	2.652	17	18	△ 1-87160-8
△		A,D,G,K,N,R	6	2.607	2.496	16	17	△ 1-87160-7
△		A,C,E,G,J,L,N,Q	8	2.451	2.340	15	16	△ 1-87160-6
△		A,D,G,K,N	5	2.295	2.184	14	15	△ 1-87160-5
△		A,C,E,G,J,L,N	7	2.139	2.028	13	14	△ 1-87160-4
△		A,C,E,G,J,L	6	1.987	1.716	11	12	△ 1-87160-3
△		A,D,G,K	4	1.671	1.560	10	11	△ 1-87160-2
△		A,C,E,G,J	5	1.515	1.404	9	10	△ 1-87160-1
△		A,D,G	3	1.359	1.248	8	9	△ 1-87160-0
△		A,C,E,G	4	1.203	1.092	7	8	△ 87160-9
△		A,C,E	3	1.047	.936	6	7	△ 87160-8
△		A,C,E	3	.891	.780	5	6	△ 87160-7
△		A,C	2	.579	.468	3	4	△ 87160-6
△		A	1	.423	.312	2	3	△ 87160-5
△		A	1	.267	.156	1	2	△ 87160-4
△		A,D,J,M	4	1.983	1.872	12	13	△ 87160-3
△		A,D	2	.735	.624	4	5	△ 87160-2
△		A	1	.267	.156	1	2	△ 87160-1

THIS DRAWING IS A CONTROLLED DOCUMENT.

DATE: 10-25-016  
 PROJECT: 108-25016  
 CUSTOMER DRAWING: A100779 (87160)

TE Connectivity

HEADER ASSEMBLY, MOD L  
 VERTICAL, SINGLE ROW, 156