

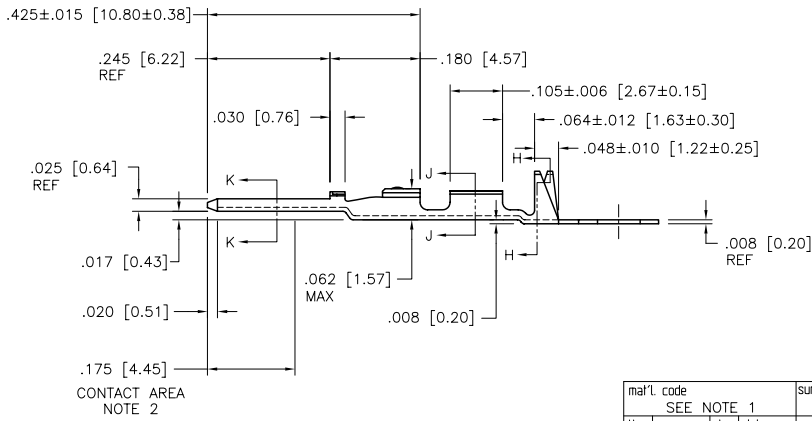
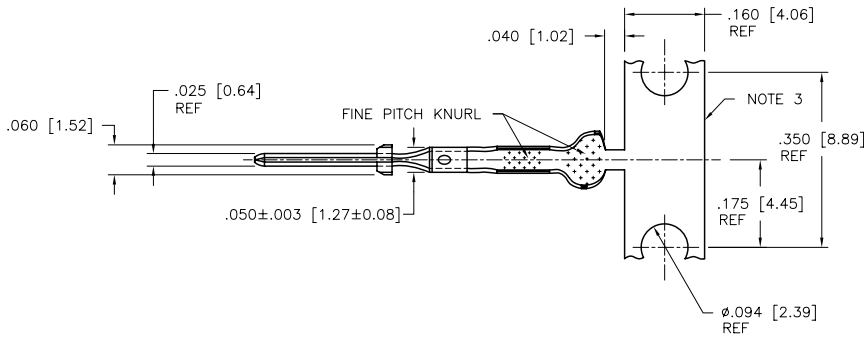


1 | 2

3

4

PRODUCT NUMBER
SEE SHEET 2



mat'l. code	SEE NOTE 1	surface	tolerance	projection	product family
ltr	ec'n no	dr	date	INCH/MM	PV TERMINAL
M	v41701	LSS	1994-12-22	XX +01/-x+3	title
N	v04-0056	VS	2004-02-17	XXX +005/-XX+13	C.T.W. MALE PIN
P	v05-0254	HTB	2005-03-18	XXXX +0020/-XXX+051	scale 4:1
R	v06-0583	HTB	2006-06-27	M.CLOUSER 1994-08-22	FCJ
S	v08-0114	HTB	2008-04-01	T.HANNA 1994-08-22	dwg no 47791
				T.HANNA 1994-08-22	sheet 1 of 3 size A4
				appd T.HANNA 1994-08-22	type CUSTOMER Drawing
sheet index	revision sheet	S	S	S	
		1	2	3	

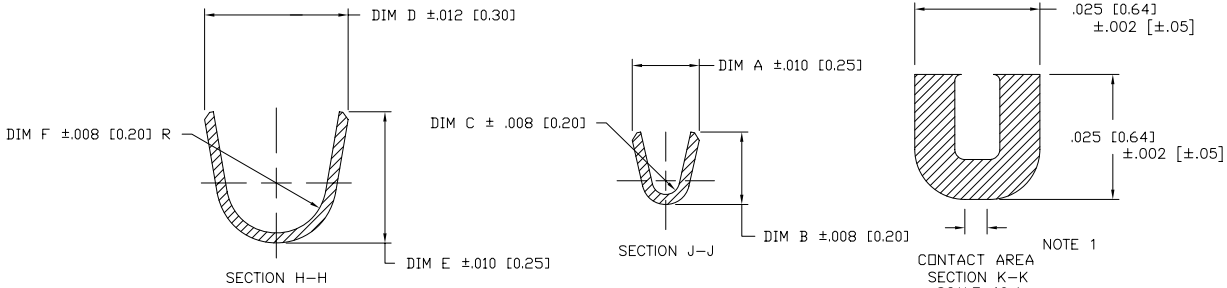
form A4mmXLC

1 | 2

3

4

PRODUCT NUMBER		AWG	DIM A	DIM B	DIM C	DIM D	DIM E	DIM F
REELED FOR APPLICATION MACHINES FEEDING								
LEFT - RIGHT	RIGHT - LEFT							
47791-003	47791-000	O B S O L E T E						
47791-003LF	47791-000LF	28-32	.054 [1.37]	.058 [1.47]	.011 [0.28]	.115 [2.92]	.105 [2.67]	.040 [1.02]
47792-003	47792-000	O B S O L E T E						
47792-003LF	47792-000LF	22-26	.070 [1.78]	.065 [1.65]	.017 [0.43]	.139 [3.53]	.120 [3.05]	.050 [1.27]
47793-003	47793-000	O B S O L E T E						
47793-003LF	47793-000LF	18-20	.104 [2.64]	.104 [2.64]	.021 [0.53]	.139 [3.53]	.120 [3.05]	.050 [1.27]



NOTES:

- ① MATERIAL: C2600 CARTRIDGE BRASS, 3/4 HD.
- ② PLATING: ELECTRODEPOSITED GOLD- 50u"/1.27u AVG. THICKNESS IN CONTACT AREA. REMAINDER GOLD FLASH. UNDERPLATE 50u"/1.27u NICKEL
- ③ FOR MANUFACTURING PURPOSES ONLY.
4. TERMINAL MAY BE USED WITH MINI LATCH HOUSING.
5. APPLICABLE SPECIFICATION:
A. BUS-12-098 PRODUCT SPECIFICATION.
B. TA-211 CRIMP SPECIFICATION.
- ⑥ PRODUCT MEETS EUROPEAN UNION DIRECTIVES AND OTHER COUNTRY REGULATIONS AS DESCRIBED IN GS-22-008.
7. THIS PRODUCT IS NOT INTENDED TO BE EXPOSED TO MANUFACTURING SOLDER PROCESSES.

mat'l. code	SEE NOTE 1	surface	tolerance	projection	product family
lfr	ecm no	dr	date	INCH/MM	PV TERMINAL
s				scale 10:1	title
					C.T.W. MALE PIN
					sheet 2 of 3
					size A4
					type CUSTOMER Drawing
sheet index	revision sheet				

Copyright FCI

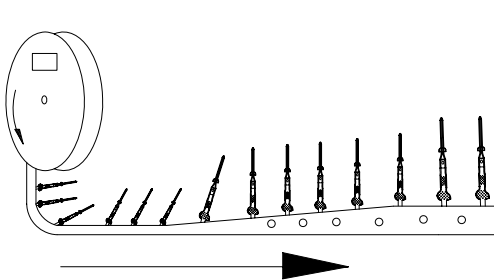


1 | 2

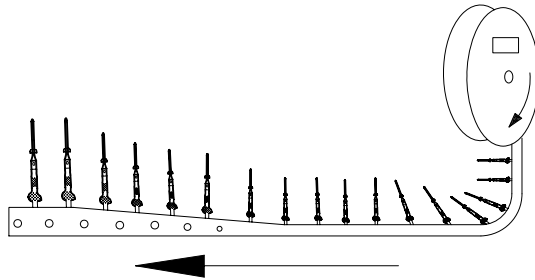
3 |

4

PRODUCT NUMBER
SEE SHEET 2



Unreeling Direction
Left to Right Into
Applicator



Unreeling Direction
Right to Left Into
Applicator

mat'l. code		SEE NOTE 1		surface	tolerance	projection	product family		
lfr	ec'n no	dr	date	tolerances unless otherwise specified		INCH	PV TERMINAL		
s				angles	XXX+01/XX+3		title		
				0° ±2'	XXX+005/XXX+8	scale	C.T.W. MALE PIN		
					XXXX+0020/XXX+051	1:1	dwg no		
				dr	H. SUNDY	2004-02-17	sheet 3 of 3		
				engr	H. SUNDY	2004-02-17	size		
				chr	H. SUNDY	2004-02-17	A4		
				appd	H. SUNDY	2004-02-17	type		
sheet index	revision sheet						CUSTOMER Drawing		

form: A4mmXc

1 |

2 |

3 |

4