

4

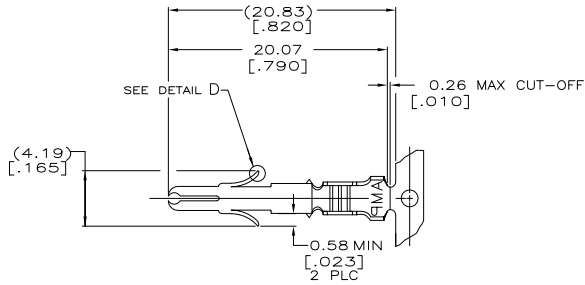
3

2

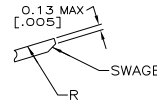
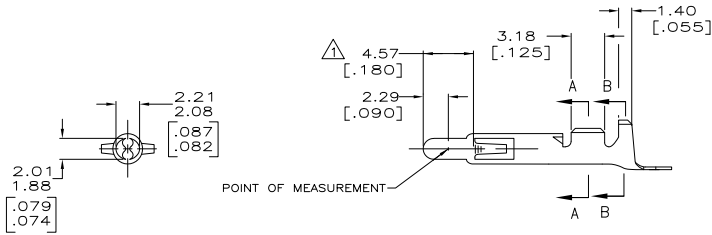
1

THIS DRAWING IS UNPUBLISHED. RELEASED FOR PUBLICATION. ALL RIGHTS RESERVED.

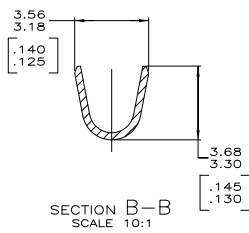
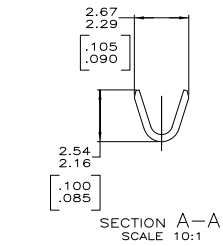
| LOC | DIST | REVISIONS | | DATE | BY | APP'D |
|-----|------|-----------|---------------------------|---------|----|-------|
| CM | 00 | F | LWR | | | |
| | | AA1 | REVISED PER ECO-11-004917 | 11MAR11 | RK | HMR |



- △ PLATED WITH 0.00076 [.000030] GOLD, OVER 0.00127 [.000050] NICKEL UNDERPLATE.
- △ PLATED INTERNALLY WITH 0.00076 [.000030] GOLD.
- 3. WIRE RANGE 0.2-0.75 mm² (24-18 AWG).
- 4. INSULATION RANGE 2.54 [.100] DIA MAX.



DETAIL A SCALE 20:1



| | | | |
|-------------------|--------------------|----------|-------------|
| 350706-7 | 0.30 [.012] BRASS | GOLD △ | 350699-7 |
| - | 0.30 [.012] PH BRZ | PRE-TIN | 350699-3 |
| 350706-2 | 0.30 [.012] BRASS | GOLD △ △ | 350699-2 |
| 350706-1 | 0.30 [.012] BRASS | PRE-TIN | 350699-1 |
| LOOSE PIECE (REF) | MATERIAL | FINISH | PART NUMBER |

METRIC

| | | | |
|----------------------------------------|----------------|------------------------------------|---------------------------------------------|
| THIS DRAWING IS A CONTROLLED DOCUMENT. | | DRM K. WHITAKER 25-FEB-2002 | TE Connectivity |
| DIMENSIONS: mm [INCHES] | | CHK S. RIDGILL 25-FEB-2002 | |
| TOLERANCES UNLESS OTHERWISE SPECIFIED: | | APP'D S. RIDGILL 25-FEB-2002 | NAME SPLIT PIN, UNIVERSAL MATE-N-LOK™ |
| 0 PLC | ± | APPLICATION SPEC | SIZE A2 |
| 1 PLC | ± | WEIGHT | QAGE CODE C=350699 |
| 2 PLC | ± | FINISH | DRAWING NO 350699 |
| 3 PLC | ± 0.25 (0.010) | | RESTRICTED TO |
| 4 PLC | ± | | |
| ANGLES | ± | | |
| MATERIAL | SEE TABLE | CUSTOMER DRAWING | SCALE 4:1 SHEET 1 of 1 REV AA1 |