


EMG 50-B9

Order No.: 2947268




<http://eshop.phoenixcontact.de/phoenix/treeViewClick.do?UID=2947268>

Custom circuit module, consisting of housing, MKDS 3 connection terminal blocks and PCB

Commercial data	
GTIN (EAN)	 4 017918 082703
sales group	F001
Pack	5 pcs.
Customs tariff	85369010
Catalog page information	Page 573 (CC-2011)

Product notes

WEEE/RoHS-compliant since:
06/01/2006



<http://www.download.phoenixcontact.com>
Please note that the data given here has been taken from the online catalog. For comprehensive information and data, please refer to the user documentation. The General Terms and Conditions of Use apply to Internet downloads.

Technical data	
General	
Housing type	Component housing
Housing material	Polycarbonate fiber reinforced
Color	green

Dimensions / positions

Length	75 mm
Width	50 mm
Number of positions	18
Pitch	5 mm

Technical data

Ambient temperature (operation)	-40 °C ... 125 °C
Inflammability class acc. to UL 94	V0
Power dissipation at 20°C in the horizontal mounting position	2.3 W 2.6 W 7.5 mm
	2.8 W 3.4 W 15 mm
	4.7 W 6 W 52 mm

Accessories

Item	Designation	Description
Assembly		
2941510	EMG-KA	Terminal block/screw cover, set consisting of 50 strips each for terminal blocks and screw openings, 1 strip covers 12 terminal points.

Marking

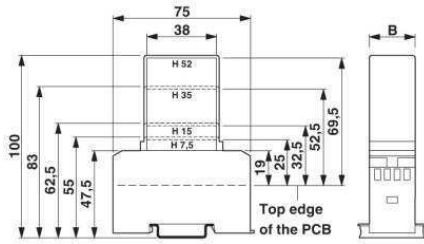
2947035	EMG-GKS 12	Equipment marker, width 12 mm
2941594	EMG-GKS 22	Equipment marker tag, width 22 mm

Additional products

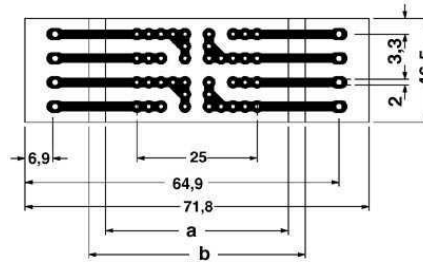
Item	Designation	Description
Assembly		
2947925	EMG 50-H 7,5MM KLAR	Covering hood, for the contact and dust-protected encapsulation of the components, in transparent design. Height: 7.5 mm, width: 50 mm
2947938	EMG 50-H 15MM KLAR	Covering hood, for the contact and dust-protected encapsulation of the components, in transparent design. Height: 15 mm, width: 50 mm
2947941	EMG 50-H 52MM GN	Covering hood, for the contact and dust-protected encapsulation of the components, in green design. Height: 52 mm, width: 50 mm

Diagrams/Drawings

Dimensioned drawing



1 = Top edge of the PCB
B = Housing width



Pitch 5 mm
a = Area for mounting components, 38 mm
in the hood
b = Area for mounting components, 45 mm
in the housing

Address

PHOENIX CONTACT Inc., USA
586 Fulling Mill Road
Middletown, PA 17057, USA
Phone (800) 888-7388
Fax (717) 944-1625
<http://www.phoenixcon.com>



© 2011 Phoenix Contact
Technical modifications reserved;