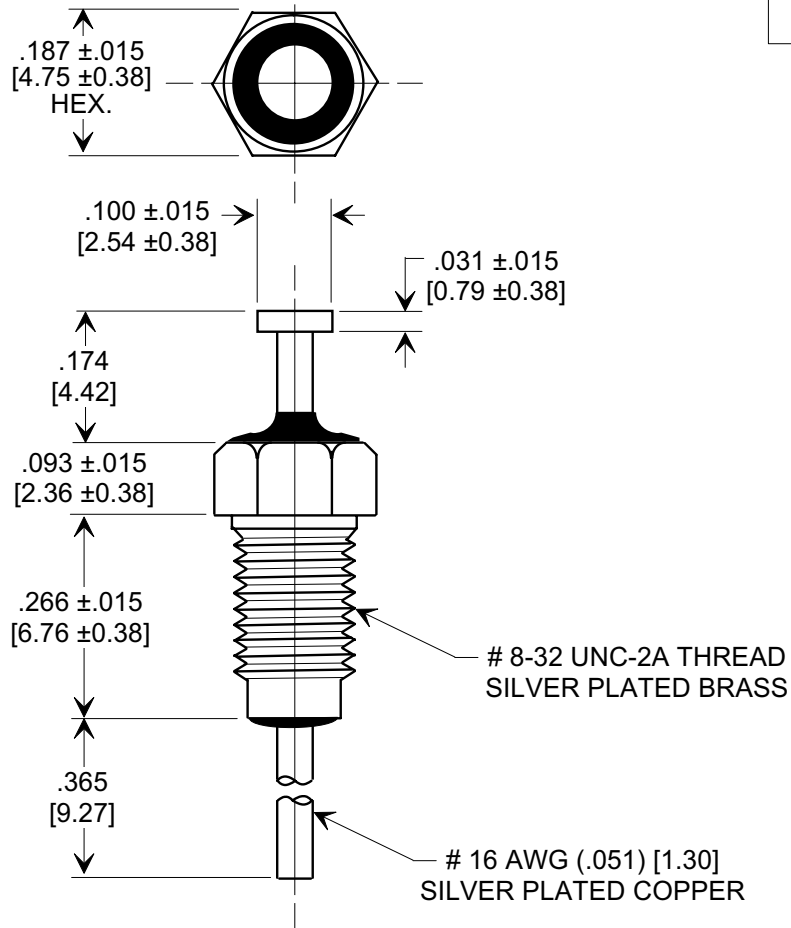
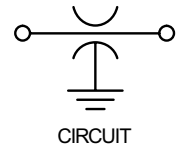
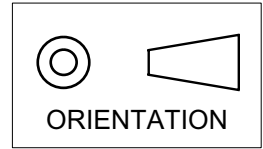


Electrical Testing
per Tusonix standard
test plans and Mil-Std-202
Test Methods.

MARKETING SALES DRAWING
DIMENSIONS IN INCHES - DO NOT SCALE THIS DRAWING
DIMENSIONS IN METRIC - []



NOTES:

1. SUPPLIED WITH SILVER PLATED HEX NUT AND INTERNAL TOOTH LOCK WASHER.
2. MOUNTING TORQUE NOT TO EXCEED 5 lb - in. MAX. [.565 N-m]
3. TUSONIX STANDARD PART NUMBER: 2425-018-X7R0-101M. TUSONIX RoHS COMPLIANT PART NUMBER: 2425-018-X7R0-101M LF. CUSTOMER MUST SPECIFY STANDARD OR RoHS PART NUMBER WHEN ORDERING.
4. PART MARKING: STANDARD: BLACK INK FOR TRADEMARK AND CAP. CODE. RoHS PART: GREEN FOR TRADEMARK AND CAP. CODE.

SPECIFICATIONS

Tusonix Style:	2425-018
Capacitance Value:	100 pF
Capacitance Tolerance:	±20 %
Temp. Characteristic:	X7R
Rating:	200 VDC @ + 85°C / 100 VDC @ +125°C
Current (A):	20
Operating Range:	-55°C TO +125°C
Insulation Resistance:	10,000 megohms (min.) @ +25°C
DWV @ 2 Sec. Min:	600 VDC

REVISION RECORD	Original Release C.O. 20010913-4-03	0
	TUSONIX STYLE, CURRENT (A), DWV COLUMNS ADDED & NOTE 2 REVISED L.E. 05-27-04	
	20040514-3-12	
	ADDED NOTES 3 & 4. S.M. 11-01-05	
20051031-1-14		2

--TOLERANCES-- Unless Otherwise Specified
DECIMAL ± .031 [0.79]
ANGLES ±
TUSONIX TUCSON, ARIZONA

Title MINIATURE BUSHING FEED-THRU	
Drawn S.M. 09-13-01	Approved B.M. 09-13-01
A	2425-018-X7R0-101M