THIS DRAWING IS UNPUBLISHED. RELEASED FOR PUBLICATION 20
© COPYRIGHT 20 BY TYCO ELECTRONICS CORPORATION. ALL RIGHTS RESERVED.

LOC	DIST
GP	00

REVISIONS

#	LTR	DESCRIPTION	DATE	DWN	APVD
	1	PROPOSED	01JUL2010	REH	DT
	2	REVISED	12JUN2011	WS	MH

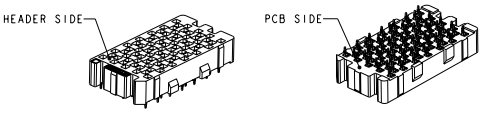

ISOMETRIC VIEWS
SCALE 3:1

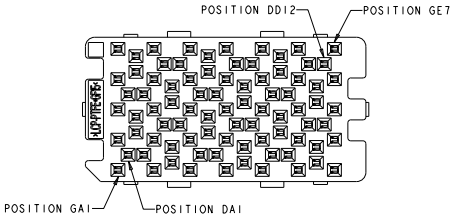

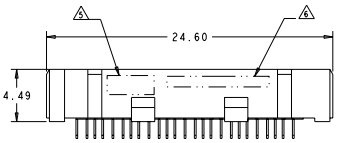

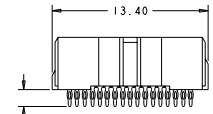

1. MATERIAL:
   HOUSING: THERMOPLASTIC, FLAMMABILITY RATING UL94 V-0
   CONTACT: COPPER ALLOY
2. CONFORMS TO THE REQUIREMENTS OF TE PRODUCT SPECIFICATION, 108-2375; BASED ON TELCORDIA GR-1217-CORE FOR SYSTEM QUALITY LEVEL III, APPLICATIONS IN CONTROLLED ENVIRONMENTS (CENTRAL OFFICE).
   SEE TE PRODUCT SPECIFICATION 108-2375 FOR TEST SEQUENCES.
3. ROWS GA THRU GE (SHOWN DARKENED) ARE TYPICALLY USED AS GROUNDS.
4. SPECIFIED POSITIONAL TOLERANCE DEFINES HOLE TO HOLE LOCATION WITHIN HOLE PATTERN. POSITIONAL TOLERANCE OF HOLE PATTERN TO FIDUCIAL MARKS OR PCB DATUMS SHALL BE DEFINED BY CUSTOMER.
5. AREA RESERVED FOR TYCO ELECTRONICS LOGO.
6. AREA RESERVED FOR PART NUMBER (X-XXXXXXX-X) AND DATE CODE (YYWW).
7. USE CENTERLINES INDICATED ON PCB HOLE PATTERN TO ESTABLISH ALIGNMENT BETWEEN HEADER AND RECEPTACLE BOARDS.

SIZE 1 HALF WIDE ✱
24 DIFFERENTIAL PAIRS + GROUNDS
83 TOTAL SIGNAL CONTACTS

✱ SIZE 2 AND SIZE 3 ARE ALSO AVAILABLE

THIS PRODUCT HAS NOT COMPLETED VALIDATION AND QUALIFICATION TESTING

NO	MATTE Sn	5-2143411-1
NO	Sn/Pb	2143411-1
TOOLED	CONTACT TAIL PLATING	PART NUMBER

THIS DRAWING IS A CONVERTED TE DRAWING AND THE DIMENSIONS SPECIFIED ON THIS DRAWING WERE DETERMINED TO BE THE CURRENT REVISION AT THE TIME OF CONVERSION.

DIMENSIONS: MM

TOLERANCES UNLESS OTHERWISE SPECIFIED:
0 PLC ±-
1 PLC ±-
2 PLC ±0.13
3 PLC ±0.013
ANGLES ±-
FINISH -

MATERIAL 1

DWN: DANNER 07JUL2010
CHK: D. TROUT 08JUL2010
APD: J. FEDDER 08JUL2010
PRODUCT SPEC: 108-2375
APPLICATION SPEC: 114-13249
WEIGHT: -

Tyco Electronics
Tyco Electronics
Harrisburg, PA 17105-3608

NAME: RECEPTACLE ASSEMBLY, HALF-WIDE, 24/83, STRADA MESA MEZZANINE CONNECTOR

SIZE	CAGE CODE	DRAWING NO	RESTRICTED TO
A1	00779	C-2143411	-

CUSTOMER DRAWING | SCALE 6:1 | SHEET 1 OF 3 | REV 2

AMP 4805 REV 31MAR2000
Pro/ENGINEER DRAWING

Downloaded from Datasheet.su

THIS DRAWING IS UNPUBLISHED. RELEASED FOR PUBLICATION 20
© COPYRIGHT 20 BY TYCO ELECTRONICS CORPORATION. ALL RIGHTS RESERVED.

LOC	DIST
GP	00

REVISIONS

P	LTR	DESCRIPTION	DATE	DWN	APVD
	-	SEE SHEET 1	-	-	-

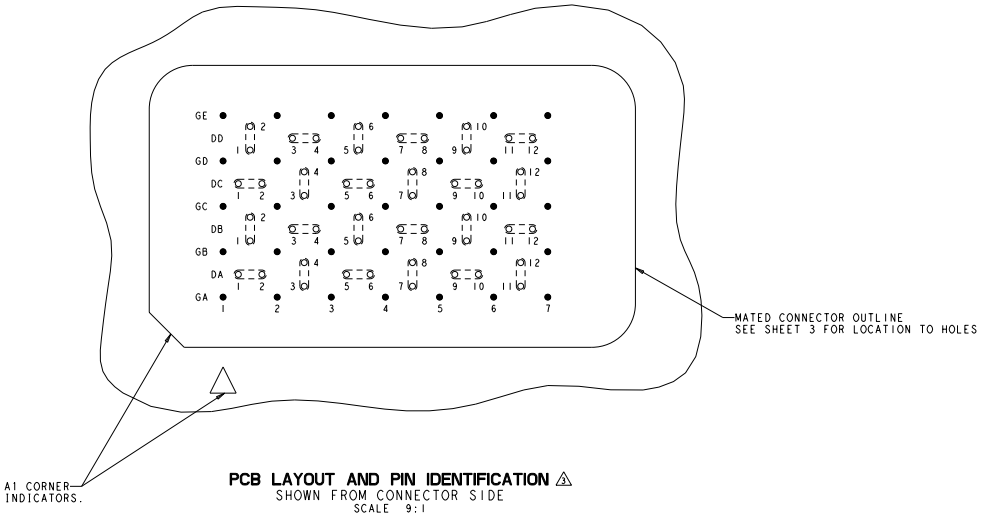

PCB LAYOUT AND PIN IDENTIFICATION △1
SHOWN FROM CONNECTOR SIDE
SCALE 9:1

DIMENSIONS: MM	TOLERANCES UNLESS OTHERWISE SPECIFIED: 0 PLC ±- 1 PLC ±- 2 PLC ±0.13 3 PLC ±0.013 ANGLES ±-	MATERIAL
	FINISH -	

DWN: 01JUL2010 DANNER
CHK: 06JUL2010 D. TROUT
APD: 06JUL2010 J. FEDDER
PRODUCT SPEC: 108-2375
APPLICATION SPEC: 114-13249
WEIGHT: -

Tyco Electronics
Harrisburg, PA 17105-3608

NAME: RECEPTACLE ASSEMBLY, HALF-WIDE, 24/83, STRADA MESA MEZZANINE CONNECTOR

SIZE	CAGE CODE	DRAWING NO	RESTRICTED TO
A1		00779©-2143411	-

CUSTOMER DRAWING SCALE 6:1 SHEET 2 OF 3 REV 2

AMP 4805 REV 31MAR2000

Downloaded from Datasheet.su

THIS DRAWING IS UNPUBLISHED. RELEASED FOR PUBLICATION 20
© COPYRIGHT 20 BY TYCO ELECTRONICS CORPORATION. ALL RIGHTS RESERVED.

LOC	DIST
GP	00

REVISIONS

P	LTR	DESCRIPTION	DATE	DRN	APVD
	-	SEE SHEET 1	-	-	-

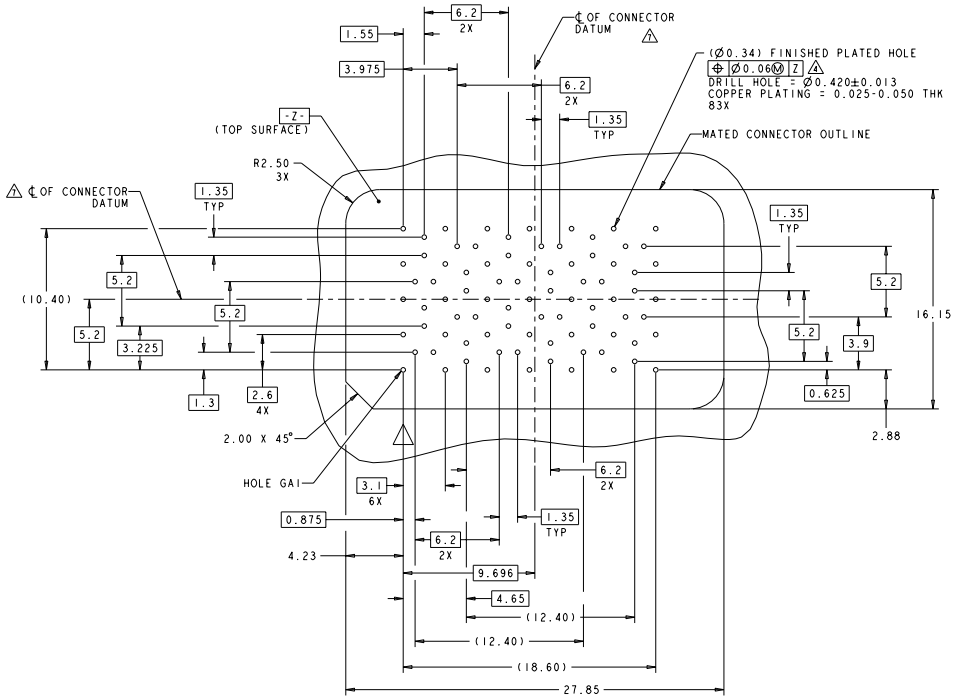

PCB HOLE PATTERN
SHOWN FROM CONNECTOR SIDE
SCALE 7:1

DRN	01JUL2010	Tyco Electronics Harrisburg, PA 17105-3608	
CHK	D. BANNER 01JUL2010		
APD	D. TROUT 06JUL2010	NAME	RECEPTACLE ASSEMBLY, HALF-WIDE, 24/83, STRADA MESA MEZZANINE CONNECTOR
APD	J. FEDDER 06JUL2010	PRODUCT SPEC	108-2375
APPLICATION SPEC	114-13249	WEIGHT -	
SIZE A1	CAGE CODE 00779	DRAWING NO C-2143411	RESTRICTED TO -
CUSTOMER DRAWING		SCALE 6:1	SHEET 3 OF 3 REV 2

DIMENSIONS: MM
TOLERANCES UNLESS OTHERWISE SPECIFIED:
0 PLC ±-
1 PLC ±-
2 PLC ±0.13
3 PLC ±0.013
4 PLC ±-
ANGLES ±0
FINISH -
MATERIAL -

AMP 4805 REV 31MAR2000

Downloaded from Datasheet.su