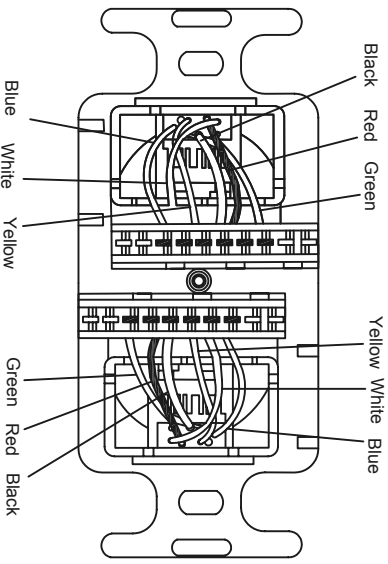
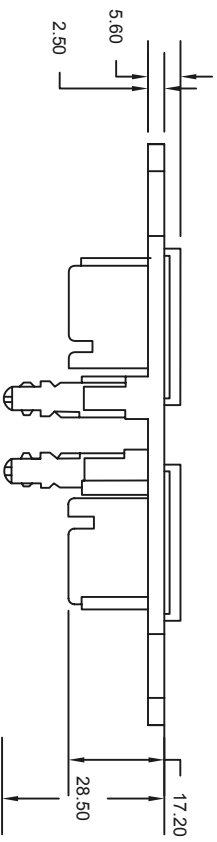
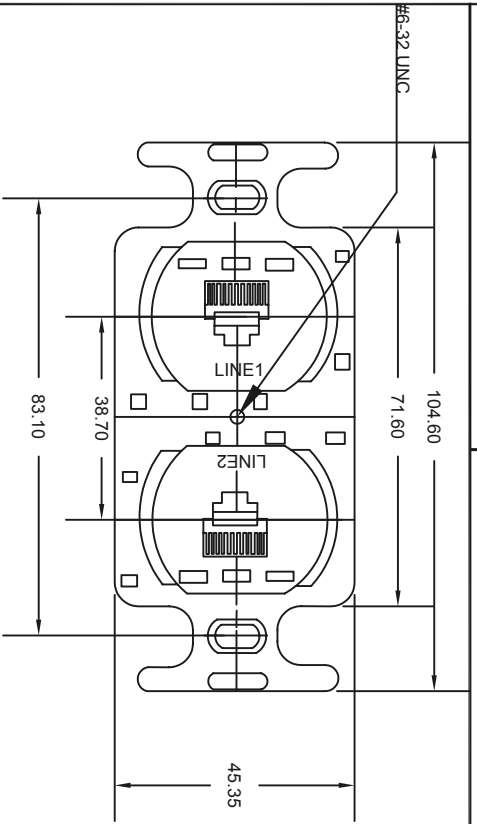




SPC
TECHNOLOGY

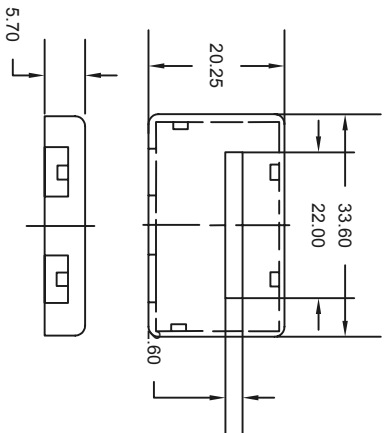
ALL RIGHTS RESERVED. NO PORTION OF THIS PUBLICATION, WHETHER IN WHOLE OR IN PART CAN BE REPRODUCED WITHOUT THE EXPRESS WRITTEN CONSENT OF SPC TECHNOLOGY.
SPC-F005.DWG

REVISIONS		DOC. NO. SPC-F005	Effective: 7/8/02	DCP No: 1398				
DCP #	REV	DESCRIPTION	DRAWN	DATE	CHECKD	DATE	APPRVD	DATE
			SHA	12-08-10	JAG		XXX	26-08-10

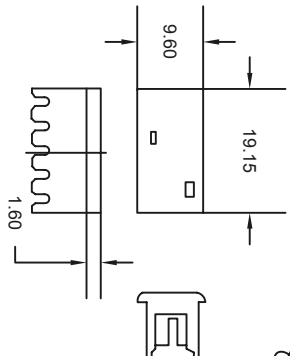


Dimensions : Inches (mm)

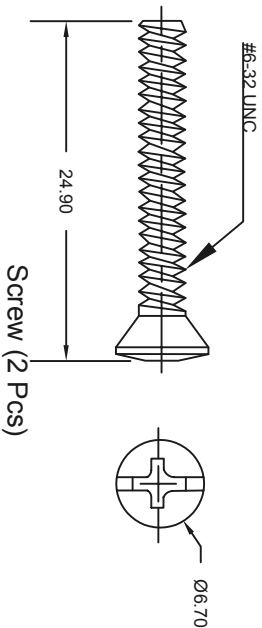
- Material:
1. Plastic Body and Cap: ABS, Ivory Color
 2. 110 IDC Connector: ABS Body with Nickel-Plated Brass Contact
 3. Electric Wire: 26AWG Stranded Copper with PVC Jacket
 4. Contact: Brass, Gold-Plated
 5. Screws: Steel, Nickel-Plated



Cap (2pcs)



Cap (4pcs)



Screw (2 Pcs)

Part Number Table

Description	Part Number
Duplex Wall Telephone Jack , 6 Conductors	2001S-60G-220-012001S-60G-220-01

DISCLAIMER:

ALL STATEMENTS AND TECHNICAL INFORMATION CONTAINED HEREIN ARE BASED UPON INFORMATION AND/OR TESTS WE BELIEVE TO BE ACCURATE AND RELIABLE. SINCE CONDITIONS OF USE ARE BEYOND OUR CONTROL, THE USER SHALL DETERMINE THE SUITABILITY OF THE PRODUCT FOR THE INTENDED USE AND ASSUME ALL RISK AND LIABILITY WHATSOEVER IN CONNECTION THEREWITH.

TOLERANCES:

UNLESS OTHERWISE SPECIFIED, DIMENSIONS ARE FOR REFERENCE PURPOSES ONLY.

DRAWN BY: SHA

DATE: 12-08-10

CHECKED BY: JAG

DATE: XXX

APPROVED BY: XXX

DATE: 26-08-10

DRAWING TITLE: Duplex Wall Telephone Jack, 6 Conductors

SIZE: XXX

DWG. NO.: XXX

ELECTRONIC FILE: 50N708

SCALE: NTS

U.O.M.: INCHES [mm]

SHEET: 1 OF 1

