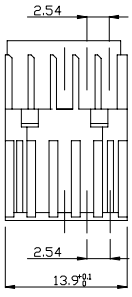
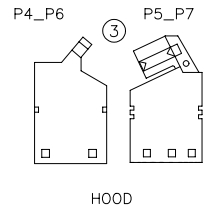
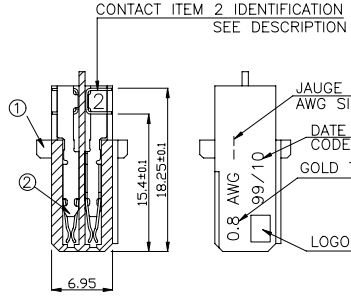


Tous droits strictement réservés. Reproduction ou communication à des tiers interdite sous quelque forme que ce soit sans autorisation écrite du propriétaire. Property of FCI. Droits de reproduction FCI.

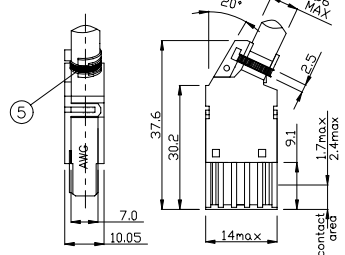
All rights strictly reserved. Reproduction or issue to third parties in any form whatever is not permitted without written authority from the proprietor. Property of FCI. Copyright FCI.



CONNECTOR



HOOD



OVERALL VIEW

NOTES:
 1.MATERIAL:
 HOOD:THERMALPLATIC UL94V0;
 BODY:GLASSFIBER REINFORCED THERMALPLASTIC UL94V0;
 CONTACTS:PHOSPHOR BRONZE;
 PLATING:GOLD OVER 2um NICKEL ON WORKING AREA.
 2.MECHANICAL REQUIREMENT:
 INSERTION FORCE(EACH CONTACT):<=1N;
 WITHDRAWAL FORCE (EACH CONTACT):>=0.19N;
 DURABILITY:>=100CYCLES.
 3.ELECTRICAL REQUIREMENT:
 INITIAL CONTACT RESISTANCE:<=20MILLIOHM;
 INSULATION RESISTANCE AFTER TEST:>=10000MEGAOHM;
 WITHSTANDING VOLTAGE:>1000Vrms;
 OPERATING VOLTAGE:250VAC;
 OPERATING CURRENT:1.3A AT 70 DEGREE.
 4.IF LEAD FREE P/N, GS-14-920 SHOULD BE APPLIED.
 5.THIS PRODUCT MEETS EUROPEAN UNION DIRECTIVES AND OTHER COUNTRY REGULATIONS AS DESCRIBED IN GS-22-008.

PART NUMBER	PLATING CODE & GOLD THICKNESS					DESCRIPTION
	E9 Au:1u	Z4 OR	Z6	Au:0.8u		
	BPS1B10D3CE9(LF)					
	1AB000490001(LF)					
	BPS1B10D0CZ6(LF)					
	1AB000490013(LF)					
	BPS1B10D2CZ6(LF)					
	1AB000490007(LF)					
	BPS1B10D3CZ6(LF)					
5	HPTE1597					PLASTIC CABLE CLAMP
	HPTE1586					CABLE CLAMP ø7.2
	HPTE1585/A					CABLE CLAMP ø12.5
4	HPTE1585					CROSSHEEDED SCREW OR SLOTTED SCREW
3	BPBS1B10P7	1				1/2 CABLE HOOD FOR AWG30
	BPBS1B10P5	1	1	1		1/2 CABLE HOOD FOR AWG24 AWG26
	BPBS1B10P6	1	1	1		1/2 CABLE HOOD FOR AWG30
	BPBS1B10P4	1	1	1		1/2 CABLE HOOD FOR AWG24 AWG26
2	BPCD3P2--(LF)	10			10	CONTACT FOR AWG24(IDENTIFICATION=3)
	BPCD2P2--(LF)			10		CONTACT FOR AWG26(IDENTIFICATION=2)
	BPCD0P2--(LF)		10			CONTACT FOR AWG30(IDENTIFICATION=0)
1	BPBS1B10P9		1			BODY FOR AWG30(COLOR=WHITE)
	BPBS1B10P8		1			BODY FOR AWG26(COLOR=BLACK)
	BPBS1B10P1	1		1		BODY FOR AWG24(COLOR=GREY)
ITEM	CATALOGUE NO.	QTY.	FOR COMPLETE ASSY		DESCRIPTION	DRAWING

mat'l. code SEE NOTES				tolerances unless otherwise specified		CUSTOMER COPY	FCJ www.fciconnect.com
ltr	ecr no	dr	date	linear	.X ± 0.5	projection	
A	F03021	DLE	01/29/03		.XX ± 0.30		HOO AND CABLE CONNECTOR ASSY 2X5
B	N05-0223	AILEI	09/05/05	angles	± 2°	product family DIN	
				dr	D LEGRAND 01/29/03		size
				enrg	F TISSERAND 01/29/03	A4	
				chr	JF NOTTEAU 01/29/03		scale
				appd	F. TI 01/29/03	VJW12164	
sheet index	revision sheet	B	1				

PDM: Rev:B

STATUS: Released

Printed: Jun 25, 2010