

Ferrule Fuses aM & gG 400V to 690V with/without Striker aM & gG 8x32, 10x38, 14x51, 22x58



Residential and Industrial Cylindrical Fuse-links

Ferraz Shawmut gF/gG-gG and aM fuse-links cover a wide range of physical sizes and ampere ratings for 250, 380*/ 400, 500, and 660* 690volts AC. gF/gG fuse-links are for residential use. gG and aM fuse-links are for industrial applications. Most ratings are available with an optional indicator. All industrial fuse-links have the option of a built-in striker. All cylindrical fuse-links have ceramic bodies and silver-plated ferrules.

** Fuse-links marked 380V (gF/gG) and 660V (gG-aM) will be re-marked (and safely used at) 400V AC and 690V AC in compliance with changes in IEC Standard 269, but should not be used above 418V AC or 726V AC.*

gF/gG

Residential Full Range Protection

- 7 physical sizes from 6.3 x 23mm to 10.3 x 38 mm
- 250 and 380 Volt ratings - 0.5A through 32A
- Most ratings available with indicator
- Meet IEC, NFC, UNE standards
- See residential fuse-links, Special Purpose section

gG

Full Range Protection

- 4 physical sizes from 8 x 31mm to 22 x 58 mm
- 400, 500 and 690 Volt ratings -0.5A through 125A
- Most ratings available with indicator
- Meet IEC, NFC and UNE standards
- Approved by Lloyds Register of Shipping and Bureau Veritas

gG

Full Range Protection

Fuse-links with striker

- 2 sizes- 14 x 51mm and 22 x 58 mm
- 400, 500 and 690 Volt ratings 4A through 125A
- All ratings include striker
- Meet IEC, NFC and UNE standards
- Approved by Lloyds Register of Shipping and Bureau Veritas

aM

Short Circuit Protection

Fuse-links with striker

- 4 physical sizes from 8 x 31 mm to 22 x 58 mm
- 400, 500 and 690 Volt ratings- 0.16A through 125A
- Most ratings available with indicator
- Meet IEC, NFC and UNE standards
- Approved by Lloyds Register of Shipping and Bureau Veritas

aM

Short Circuit Protection

Fuse-links with striker

- 2 sizes - 14 x 51mm and 22 x 58mm
- 400, 500 and 690 Volt ratings - 2A through 125A
- All ratings include striker
- Meet IEC, NFC and UNE standards
- Approved by Lloyds Register of Shipping and Bureau Veritas

General Purpose Fuses IEC

Ferrule Fuses aM 400V to 690V with/without Striker aM 8x32, 10x38, 14x51, 22x58

Ratings – aM (Optional Blown-Fuse Indicator)



S219229



F214618



Q217686

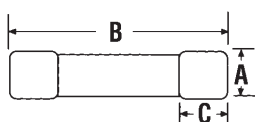


C215650

Size (mm x mm)	Rated In Current (A)	Rated Voltage	Previous Reference		Reference Number		Breaking Capacity	Catalog Number					
			w/o Indicator	w Indicator	w/o Indicator	w Indicator		w/o Indicator	w Indicator				
8 x 31	400V	2	15511	-	C217168	-	20kA - 400V	FR8AM40V1					
		4	15513	-	R218193	-		FR8AM40V2					
		6	15519	-	S219229	-		FR8AM40V4					
		8	15523	-	C222205	-		FR8AM40V6					
		10	15527	-	F200749	-		FR8AM40V8					
	10 X 38	500V	0.16	16503	-	W201292		-	120kA - 500V	FR8AM40V10			
			0.25	16507	-	E214617		-		FR10AM50V0.16			
			0.5	16509	-	M215130		-		FR10AM50V0.25			
			1	16511	16711	F217171		X219233		FR10AM50V0.5			
			2	16513	16713	H218714		G222209		FR10AM50V1	FR10AM50V1I		
14 X 51		690V	4	16519	16719	W219232	K200753	80kA - 690V		FR10AM50V2	FR10AM50V2I		
			6	16523	16723	F222208	K201811			FR10AM50V4	FR10AM50V4I		
			8	16527	16727	Z201295	Z211553			FR10AM50V6	FR10AM50V6I		
			10	16531	16731	Y21552	H213102			FR10AM50V10	FR10AM50V10I		
			12	16533	16733	A213601	D214110			FR10AM50V10	FR10AM50V10I		
		22 x 58	500V	16	16535	16735	F214618			P215132	120kA - 500V	FR10AM50V12	FR10AM50V12I
				20	16537	16737	X216151			V216655		FR10AM50V16	FR10AM50V16I
				25	16539	16739	G217172			L217682		FR10AM50V20	FR10AM50V20I
				32	16543	-	J218715			-		FR10AM50V25	FR10AM50V25I
				40	17507	-	B212590			-		FR10AM50V32	
22 x 58	400V		0.5	17509	-	L213105	-	120kA - 400V	FR14AM69V0.25				
			1	17511	17711	E213605	C212591		FR14AM69V0.5				
			2	17513	17713	H214114	M213106		FR14AM69V1	FR14AM69V1I			
			4	17519	17719	K214622	J214115		FR14AM69V2	FR14AM69V2I			
			6	17523	17723	S215135	T215136		FR14AM69V4	FR14AM69V4I			
	22 x 58	690V	8	17527	17727	T215642	A216660		80kA - 690V	FR14AM69V6	FR14AM69V6I		
			10	17531	17731	Z216659	R217687			FR14AM69V8	FR14AM69V8I		
			12	17533	17733	M217177	Q218721			FR14AM69V10	FR14AM69V10I		
			16	17535	17735	Q217686	F219770			FR14AM69V12	FR14AM69V12I		
			20	17537	17737	P218720	R200759			FR14AM69V16	FR14AM69V16I		
22 x 58		500V	25	17539	17739	E219769	Q201816	120kA - 500V		FR14AM69V20	FR14AM69V20I		
			32	17543	17743	M222214	F211559			FR14AM69V25	FR14AM69V25I		
			40	17547	17747	Q200758	D212592			FR14AM69V32	FR14AM69V32I		
			45	17549	17749	L211035	G213607			FR14AM69V40	FR14AM69V40I		
			50	17551	17751	E211558	M214624			FR14AM69V45	FR14AM69V45I		
	22 x 58	400V	1	18511	-	M219776	-		120kA - 400V	FR14AM69V50	FR14AM69V50I		
			2	18513	-	T222220	-			FR22AM69V1			
			4	18519	18719	Q2222976	L219246			FR22AM69V2			
			6	18523	18723	Y200765	V222221			FR22AM69V4	FR22AM69V4I		
			8	18527	18727	N201308	Y201823			FR22AM69V6	FR22AM69V6I		
22 x 58		690V	10	18531	18731	X201822	N211566	80kA - 690V		FR22AM69V8	FR22AM69V8I		
			12	18533	18731	T211042	K212598			FR22AM69V10	FR22AM69V10I		
			16	18535	18735	M211565	P213614			FR22AM69V12	FR22AM69V12I		
			20	18537	18737	S212076	V214631			FR22AM69V16	FR22AM69V16I		
			25	18539	18739	J212597	D215651			FR22AM69V20	FR22AM69V20I		
	22 x 58	500V	32	18543	18743	V213113	J216668		120kA - 500V	FR22AM69V25	FR22AM69V25I		
			40	18547	18747	N213613	Z217694			FR22AM69V32	FR22AM69V32I		
			50	18551	18751	R214122	P219778			FR22AM69V40	FR22AM69V40I		
			63	18555	18755	C215650	Z200766			FR22AM69V50	FR22AM69V50I		
			80	18559	18759	H216667	P211567			FR22AM69V63	FR22AM69V63I		
400V		100	18563	18763	Y217693	L212599	120kA - 400V	FR22AM69V80		FR22AM69V80I			
		125	18565	18765	J218209	W214632		FR22AM69V100		FR22AM69V100I			
								FR22AM69V125		FR22AM69V125I			

Packaging 10

Blown-Fuse Indicator



Dimensions

FUSE SIZE	A	B	C
8 x 31	8.5	31.5	6.3
10 x 38	10.3	38	10.5
14 x 51	14.3	51	13.8
22 x 58	22.2	58	16.2

General Purpose Fuses IEC

Ferrule Fuses aM 400V to 690V with/without Striker aM 8x32, 10x38, 14x51, 22x58

Ratings – aM with Striker



X215645



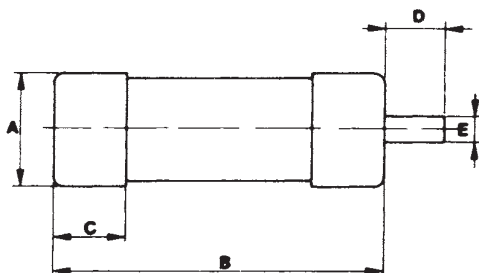
K216669

Size (mm x mm)	Rated Current In (A)	Rated Voltage	Previous Reference	Reference Number	Breaking Capacity	Catalog Number
14 X 51	1	500V	17911	W215644	120kA 500V	FR14AM69V1P
	2		17913	B216661		FR14AM69V2P
	4		17919	C218203		FR14AM69V4P
	6		17923	E219240		FR14AM69V6P
	8		17927	N222215		FR14AM69V8P
	10		17931	S200760		FR14AM69V10P
	12		17933	R201817		FR14AM69V12P
	16		17935	G211560		FR14AM69V16P
	20		17937	E212593		FR14AM69V20P
	25		17939	H213608		FR14AM69V25P
	32		17943	N214625		FR14AM69V32P
	40	17947	X215645	FR14AM69V40P		
22 X 58	45	400V	17949	C216662	120kA - 400V	FR14AM69V45P
	50		17951	D218204		FR14AM69V50P
	1	690V	18911	E215652	80kA - 690V	FR22AM69V1P
	2		18913	J216162		FR22AM69V2P
	4		18919	A217695		FR22AM69V4P
	6		18923	Y218728		FR22AM69V6P
	8		18927	Q219779		FR22AM69V8P
	10		18931	S222978		FR22AM69V10P
	12		18933	R201311		FR22AM69V12P
	16		18935	W211044		FR22AM69V16P
	20		18937	W212079		FR22AM69V20P
	25		18939	Q213615		FR22AM69V25P
	32		18943	X214633		FR22AM69V32P
	40		18947	F215653		FR22AM69V40P
	50		18951	K216669		FR22AM69V50P
	63		18955	B217696		FR22AM69V63P
	80		18959	Z218729		FR22AM69V80P
	100		18963	T222979		FR22AM69V100P
125	18965		S201312	FR22AM69V125P		

Packaging 10

Dimensions

Fuse Size	A	B	C	D	E
14 x 51	14.3	51	13.8	7.5	3.8
22 x 58	22.2	58	16.2	7.5	3.8



Striker



BEFORE



AFTER

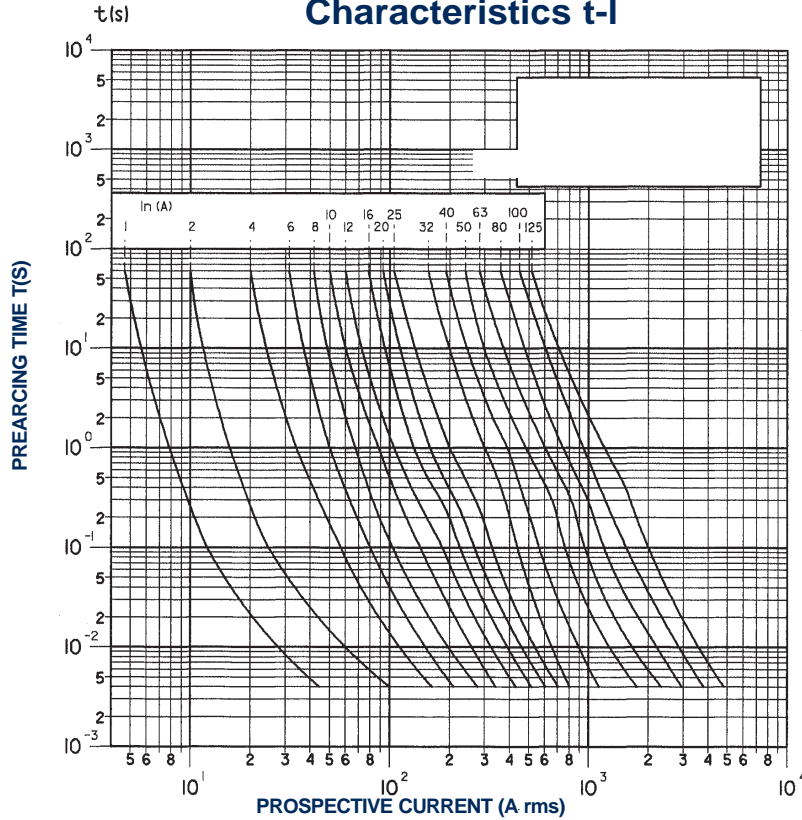
Neutral

Size (mm x mm)	Previous Reference	Reference Number	Standard Pack/CTN	Catalog Number
10 x 38	19100	R211569		FRN1038
14 x 51	19200	M212600	10	FRN1451
22 x 58	19300	R213616		FRN2258

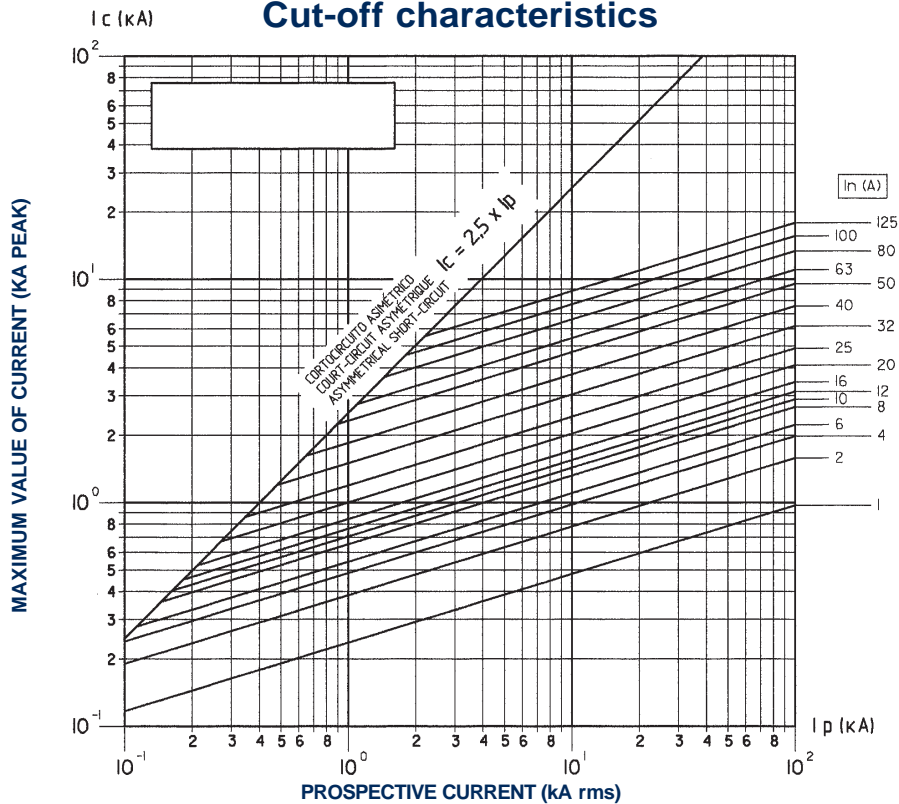
General Purpose Fuses IEC

Ferrule Fuses
aM 400V to 690V
with/without Striker
aM 8x32, 10x38, 14x51, 22x58

Characteristics t-I



Cut-off characteristics

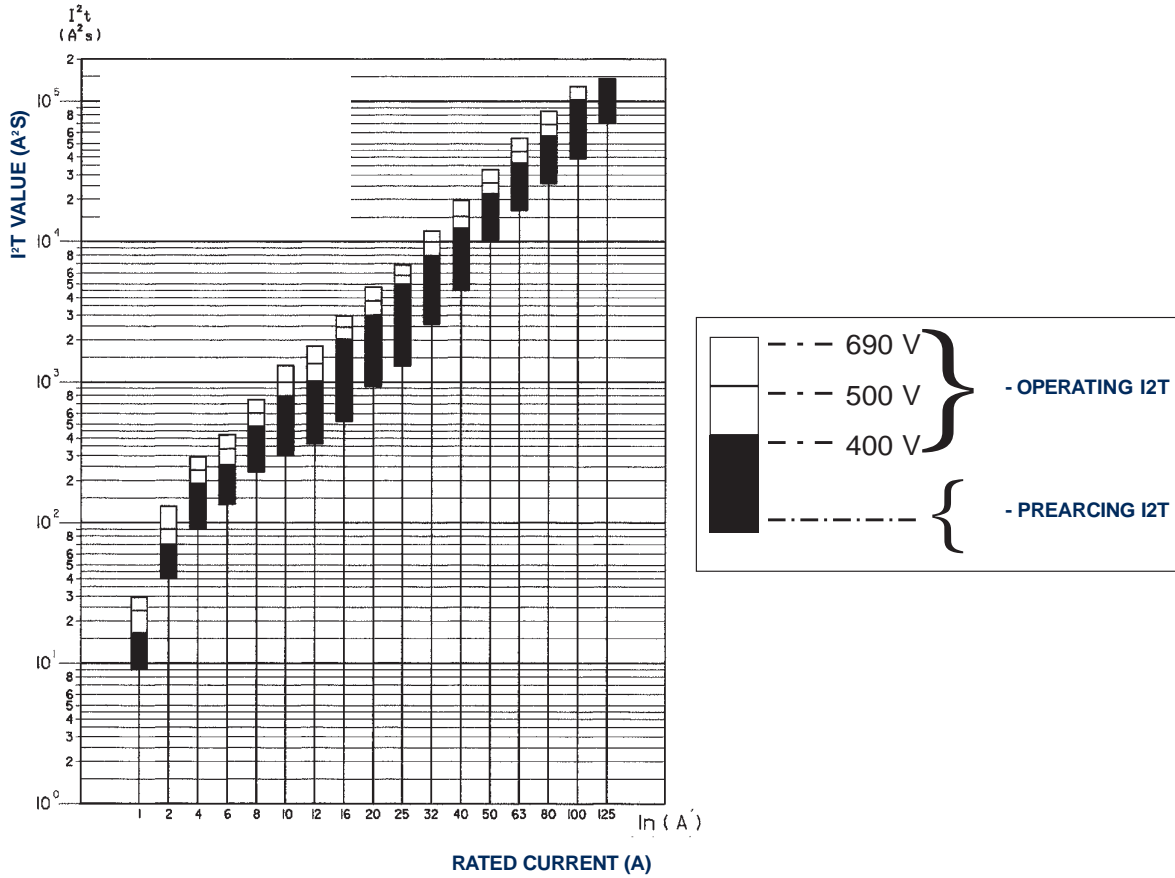


General Purpose Fuses IEC

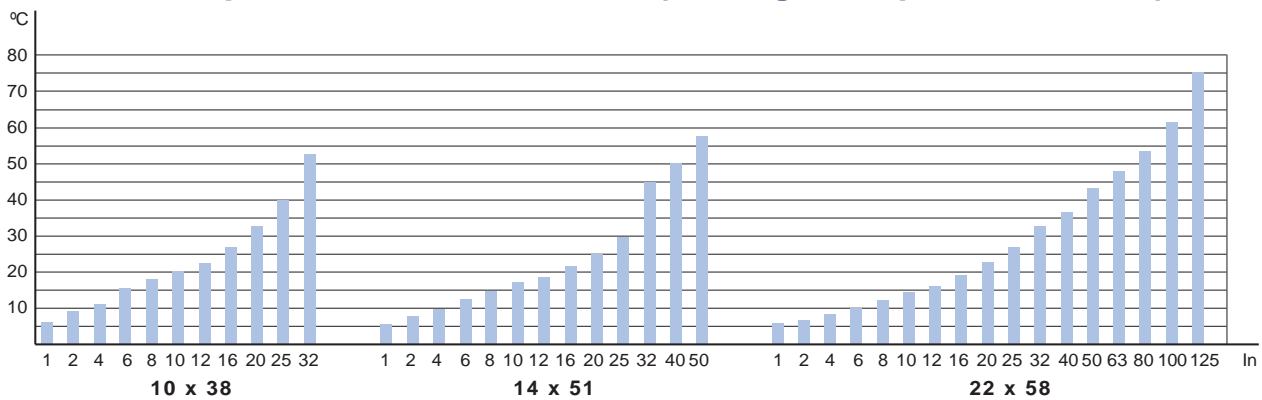


Ferrule Fuses
gG 400V to 690V
with/without Striker
aM 8x32, 10x38, 14x51, 22x58

Characteristics I²t



Temperature increase table (testing in superior contact)



Ferrule Fuses aM 400V to 690V with/without Striker aM 8x32, 10x38, 14x51, 22x58

Power loss table

In	Size		
	10 x 38	14 x 51	22 x 58
0,16 A	0,35 W		
0,25 A	0,50 W	0,70 W	
0,5 A	0,50 W	0,75 W	
1 A	0,13 W	0,18 W	0,20 W
2 A	0,20 W	0,25 W	0,30 W
4 A	0,30 W	0,40 W	0,50 W
6 A	0,45 W	0,55 W	0,65 W
8 A	0,55 W	0,65 W	0,75 W
10 A	0,65 W	0,75 W	0,85 W
12 A	0,75 W	0,85 W	1 W
16 A	0,90 W	1,20 W	1,40 W
20 A	1,10 W	1,50 W	1,70 W
25 A	1,40 W	1,80 W	2 W
32 A	2 W	2,10 W	2,60 W
40 A		2,60 W	3,20 W
45 A		2,80 W	
50 A		2,90 W	3,90 W
63 A			4,60 W
80 A			5,60 W
100 A			6,50 W
125 A			9,50 W

Maximum standardized power low.	IEC 269-2-1	10 x 38	14 x 51	22 x 58
	NFC 63.213	16 A	50 A	100 A
	UNE 21.103-2-1	1,2 W	3 W	7 W

Table of maximum length of network in function of In and conductor section.
Maximum standardized power low.

aM Class Fuses

Copper conductor section (mm ²)	Rated Current (In) OF aM Fuses (in A)									
	16	20	25	32	40	50	63	80	100	125
1,5	55/64	37/45	25/30	15/20						
2,5	116	84/94	58/68	40/49	26/32	17/20				
4	181	147	118	84/95	58/68	42/48	28/33	18/23		
6	273	223	178	139	105/117	79/89	55/64	37/42	26/31	14/20
10				227	181	147	113/125	80/94	57/69	40/47
16						236	189	151	120	83/97
25								231	185	147
35									262	210