

4

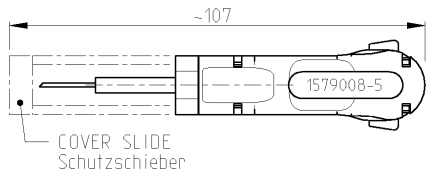
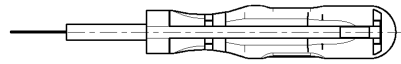
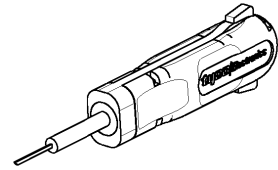
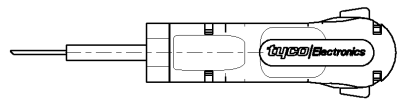
3

2

1

THIS DRAWING IS UNPUBLISHED. RELEASED FOR PUBLICATION 2005
 © COPYRIGHT 2005 BY TYCO ELECTRONICS CORPORATION. ALL RIGHTS RESERVED.

LOC	DIST	REVISIONS			
P	LTR	DESCRIPTION	DATE	DWN	APVD
A1	-				



FOR CONTACTS : TAB / FEMALE TYPE F

<small>THIS DRAWING IS A CONTROLLED DOCUMENT FOR TYCO ELECTRONICS CORPORATION IT IS SUBJECT TO CHANGE AND THE CONTROLLING ENGINEERING ORGANIZATION SHOULD BE CONTACTED FOR THE LATEST REVISION.</small>		DWN J. ZAJICEK 23NOV2005 CHK - APVD -	tyco Electronics tyco Electronics AMP GmbH D - 64625 Bensheim
DIMENSIONS: mm 	TOLERANCES UNLESS OTHERWISE SPECIFIED: 0. PLC ±0.1 1. PLC ±0.1 2. PLC ±0.1 3. PLC ±0.1 4. PLC ±0.1 ANGLES 45°	NAME PRODUCT SPEC APPLICATION SPEC WEIGHT -	EXTRACTION TOOL Entriegelungswerkzeug SIZE A3 CAGE CODE 00779 DRAWING NO. G-1579008-5 RESTRICTED TO -
MATERIAL	FINISH	CUSTOMER DRAWING	SCALE 1:1 SHEET 1 OF 1 REV A

AMP 1470-19 REV 31MAR2000

PRO/ENGINEER DRAWING