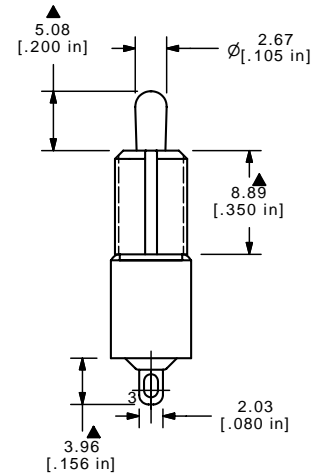
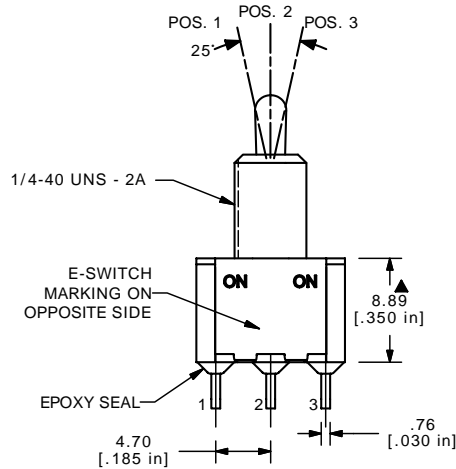
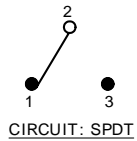
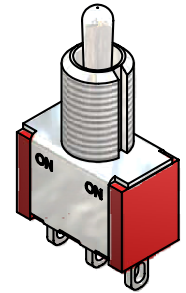
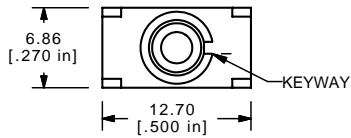


SWITCH FUNCTION		
POS. 1	POS. 2	POS. 3
ON	NONE	ON
2-3	N/A	2-1



- NOTE:
1. ALL DIMENSIONS IN MM [INCH]
 2. GENERAL TOLERANCE: X.X=±0.4
X.XX=±0.25
 3. TERMINAL NUMBERS FOR REF ONLY
 - ▲ 4. CONTACT MATERIAL: SILVER
 5. RATING: 5A @ 120 VAC OR 28 VDC
2A @ 250 VAC
 6. ELECTRIC LIFE: 40,000 MAKE-AND-BREAK CYCLES AT FULL LOAD.
 7. INSULATION RESISTANCE: 1,000 MEGA-OHM MIN.
 8. DIELECTRIC STRENGTH: 1,000 V RMS @SEA LEVEL.
 9. OPERATING TEMP.: -30°C to 85° C
 10. ▲ DENOTES CRITICAL PARAMETER.
 11. 2002/95/EC (ROHS) COMPLIANT
 12. HARDWARE TO BE SHIPPED BULK:
T100011 - LOCK WASHER (1)
T100015 - LOCK RING (1)
T100000 - HEX NUT (2)

E-SWITCH®

TITLE 100SP1T2B1M1QEH

B	16389	REDRAWN IN INVENTOR FORMAT	8/29/06	BO
REV	PCR NO	DESCRIPTION	DATE	BY

THE INFORMATION CONTAINED IN THIS DOCUMENT IS PROPRIETARY TO E-SWITCH AND IS NOT TO BE COPIED OR TRANSFERRED

SCALE	DATE	DR	DWG	REV
2:1	08/29/06	BO	ST111017	B