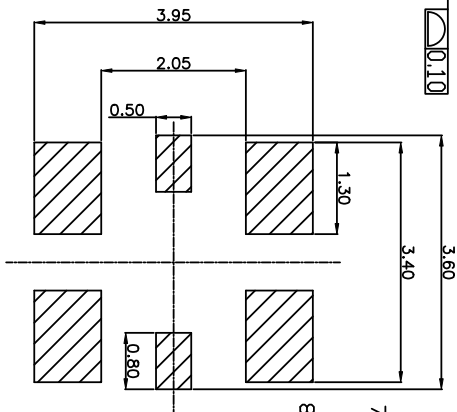
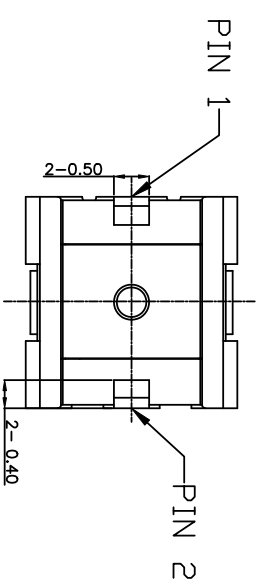
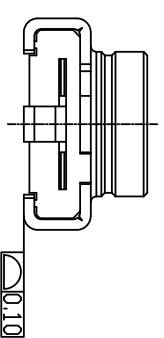
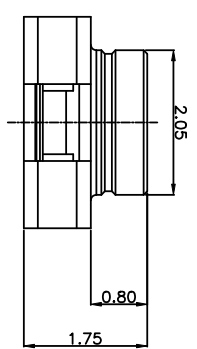
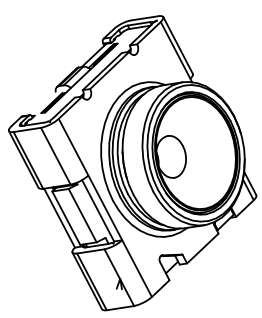
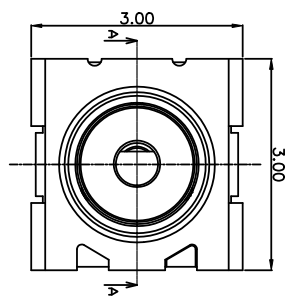




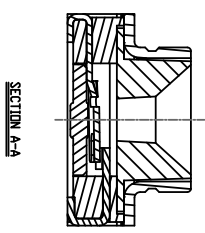
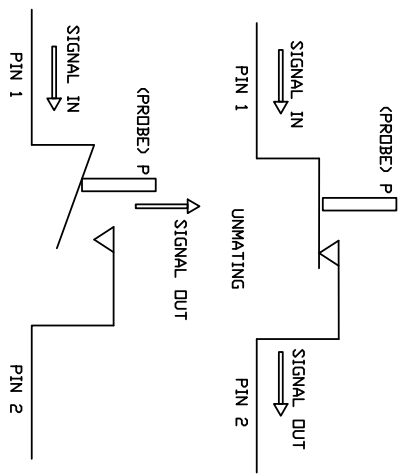
1 | 2

3 |

4



PCB BOARD LAYOUT VIEW DRAWING



- NOTES :
1. MATERIAL : HIGH TEMP THERMAL PLASTIC
INSULATOR : UL94V-0
FLAMMABILITY RATING: UL94V-0
COLOR: BLACK
 2. CONTACT AREA: Au 0.127um Min. SELECTIVE GOLD.
UNDER PLATING: 1~5um NICKEL OVERALL
SOLDER TAIL AREA: GOLD FLASH 0.127um OVER NICKEL OVERALL
METAL COVER: SLIVER 1 - 2 um OVER 1~5um NICKEL OVERALL
 3. COPPLANARITY OF SOLDER TAILS TO BE WITHIN 0.10mm.
 4. PRODUCT SPEC: GS-12-442
 5. PACKAGING SPECS:GS-14-1155
 6. PART NUMBER DESCRIPTION: 10078676-001LF
 7. THIS PRODUCT MEETS THE EUROPEAN UNION DIRECTIVE AS DESCRIBED IN GS-22-008.
 8. THE HOUSING WILL WITHSTAND EXPOSURE TO 260°C PEAK TEMPERATURE FOR 10 SECONDS IN A CONNECTION, IR DR VAPER PHASE REFLOW OVEN.

LF: LEAD-FREE VERSION

mat'l. code		tolerances unless otherwise specified		CUSTOMER COPY		FCI		www.fciconnect.com	
ltr	ecn no.	dr	date	X ± 0.30	projection	title	product family	code	
A	107-1060	A.C.	5/03/07	.XX ± 0.20	MM	RF SWITCH H=1.80mm	MOBILE PHONE	TWN	
B	108-1157	S.LIN	09/05/08	.XXX ± 0.10	scale	A4	10078676	sheet	1 of 2
		angles		0° ± 2°					
		dr	ALLEN CHANG 4/30/07						
		engr	ALLEN CHANG 4/30/07						
		chr	ALLEN CHANG 4/30/07						
		oppl	ALEX LIANG 4/30/07						
sheet index	revision	sheet	1	B					

ACAD

3 |

4