

1.00mm (0.039") PITCH CONNECTOR

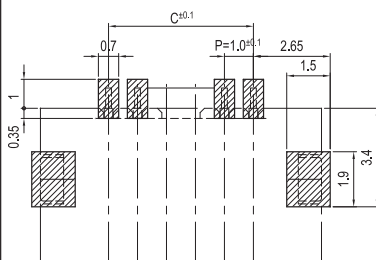
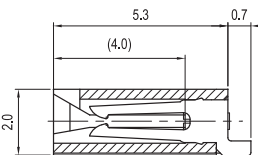
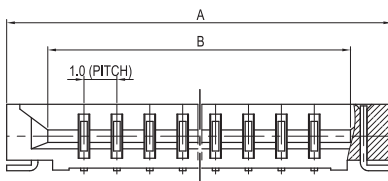
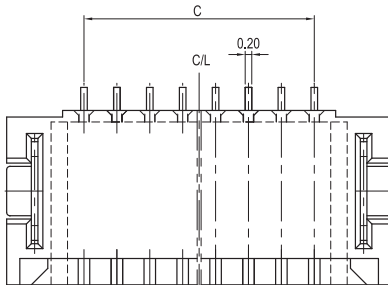
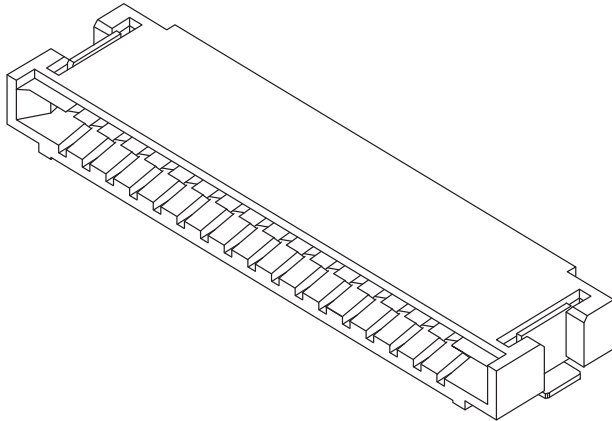


**FPC/FFC Connector
Housing**

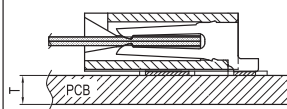
10019HR Series

SMT, NON-ZIF(Dual Sided Contact Type)

Right Angle



PCB LAYOUT



PCB ASS'Y

Material

I/NO	DESCRIPTION	TITLE	MATERIAL
1	HOUSING	10019HR	PA46 & PA6T, UL 94V Grade
2	TERMINAL	10019TR	Phosphor Bronze & Tin plated
3	HOOK	10019LR	Brass & Tin plated

Available Pin

PARTS NO.	A	B	C
10019HR-04A00	7.7	5.0	3.0
10019HR-05A00	8.7	6.0	4.0
10019HR-06A00	9.7	7.0	5.0
10019HR-07A00	10.7	8.0	6.0
10019HR-08A00	11.7	9.0	7.0
10019HR-09A00	12.7	10.0	8.0
10019HR-10A00	13.7	11.0	9.0
10019HR-11A00	14.7	12.0	10.0
10019HR-12A00	15.7	13.0	11.0
10019HR-13A00	16.7	14.0	12.0
10019HR-14A00	17.7	15.0	13.0
10019HR-15A00	18.7	16.0	14.0
10019HR-16A00	19.7	17.0	15.0
10019HR-17A00	20.7	18.0	16.0
10019HR-18A00	21.7	19.0	17.0
10019HR-19A00	22.7	20.0	18.0
10019HR-20A00	23.7	21.0	19.0
10019HR-21A00	24.7	22.0	20.0
10019HR-22A00	25.7	23.0	21.0
10019HR-23A00	26.7	24.0	22.0
10019HR-24A00	27.7	25.0	23.0
10019HR-25A00	28.7	26.0	24.0

Specification

ITEM	SPEC
Voltage Rating	AC/DC 50V
Current Rating	AC/DC 1A
Operating Temperature	-25°C~+85°C
Contact Resistance	30mΩ MAX
Withstanding Voltage	AC500V/1min
Insulation Resistance	100MΩ MIN
Applicable Wire	-
Applicable P.C.B	0.8 ~ 1.6mm
Applicable FPC/FFC	0.30±0.05mm
Solder Height	0.15mm
Crimp Tensile Strength	-
UL FILE NO	-