THIS DRAWING IS UNPUBLISHED. RELEASED FOR PUBLICATION -.-- -
© COPYRIGHT - BY TYCO ELECTRONICS CORPORATION. ALL RIGHTS RESERVED.

UOC	DIST
AD	00

REVISIONS

P	LTR	DESCRIPTION	DATE	DRN	APVD
	R1	ECO-05-016271	25FEB06	BSV	JR
	R2	REVISED PER ECO-09-020774	22AUG09	KK	AEG

1. THE TIPS OF THE POSTS WILL NOT BE PLATED.
2. THE NOTED DIMENSIONS APPLY AT THE INTERSECTION OF THE POST AND THE HOUSING.
3. .000050–.000150 BRIGHT TIN–LEAD.
4. .000050–.000150 MATTE TIN.
5. ROHS 2002/95/EC COMPLIANT.
6. OBSOLETE PARTS: OBSOLETE CIS STREAMLINING PER D.RENAUD/D.SINISI

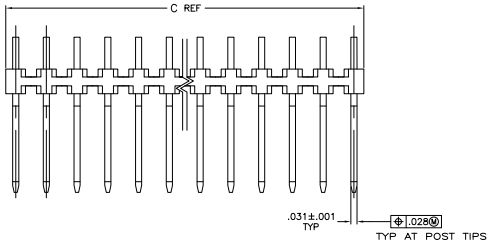

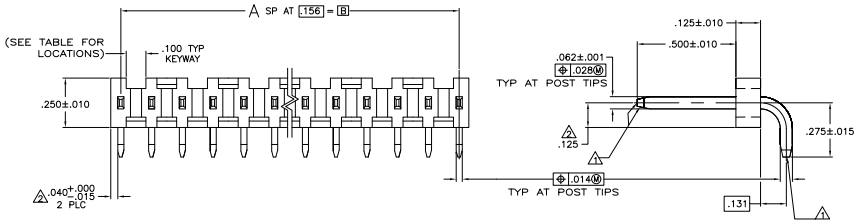

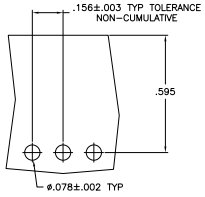

TO SUPPORT MATING CONNECTOR ON BOARD

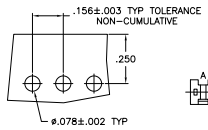

FOR MOUNTING HEADER FLUSH TO BOARD EDGE

RECOMMENDED BOARD LAYOUTS

KEYWAY LOCATIONS (REF–SEE TABLE)
(MATING LENGTH OF POST ON NEAR SIDE)
SCALE: 2:1

	FINISH	KEYWAY LOCATIONS	NO OF KEYWAY	C	B	A	NO OF POSN	ASSEMBLY PART NUMBER
OBSOLETE 6	4	A,C,E,H,K,M,Q,S,U,W,Y	11	3.855	3.744	24	25	4 ~~7–87194–4~~
	4	A,C,E,G,J,L,N,Q,S,U,W,Y	12	3.699	3.588	23	24	4 ~~7–87194–3~~
	4	A,D,G,K,N,R,U,X	8	3.543	3.432	22	23	4 ~~7–87194–2~~
	4	A,C,E,G,J,L,N,Q,S,U,W	11	3.387	3.276	21	22	4 ~~7–87194–1~~
	4	A,D,G,K,N,R,U	7	3.231	3.120	20	21	4 ~~7–87194–0~~
	4	A,C,E,G,J,L,N,Q,S,U	10	3.075	2.964	19	20	4 ~~6–87194–9~~
	4	B,D,F,J,L,N,Q,S	8	2.919	2.808	18	19	4 ~~6–87194–8~~
	4	A,D,F,J,M,P,S	7	2.763	2.652	17	18	4 ~~6–87194–7~~
	4	A,D,G,K,N,R	6	2.607	2.496	16	17	4 ~~6–87194–6~~
	4	A,C,E,G,J,L,N,Q	8	2.451	2.340	15	16	4 ~~6–87194–5~~
	4	A,D,G,K,N	5	2.295	2.184	14	15	4 ~~6–87194–4~~
	4	A,C,E,G,J,L,N	7	2.139	2.028	13	14	4 ~~6–87194–3~~
	4	A,D,J,M	4	1.983	1.872	12	13	4 ~~6–87194–2~~
	4	A,C,E,G,J,L	6	1.827	1.716	11	12	4 ~~6–87194–1~~
	4	A,D,G,K	4	1.671	1.560	10	11	4 ~~6–87194–0~~
	4	A,C,E,G,J	5	1.515	1.404	9	10	4 ~~5–87194–9~~
	4	A,D,G	3	1.359	1.248	8	9	4 ~~5–87194–8~~
	4	A,C,E,G	4	1.203	1.092	7	8	4 ~~5–87194–7~~
	4	A,C,E	3	1.047	.936	6	7	4 ~~5–87194–6~~
	4	A,C,E	3	.891	.780	5	6	4 5–87194–5
	4	A,D	2	.735	.624	4	5	4 5–87194–4
	4	A,C	2	.579	.468	3	4	4 ~~5–87194–3~~
	4	A	1	.423	.312	2	3	4 ~~5–87194–2~~
	4	A	1	.267	.156	1	2	4 ~~5–87194–1~~
OBSOLETE	4	A,C,E,H,K,M,Q,S,U,W,Y	11	3.855	3.744	24	25	4 ~~2–87194–4~~
	4	A,C,E,G,J,L,N,Q,S,U,W,Y	12	3.699	3.588	23	24	4 ~~2–87194–3~~
	4	A,D,G,K,N,R,U,X	8	3.543	3.432	22	23	4 ~~2–87194–2~~
	4	A,C,E,G,J,L,N,Q,S,U,W	11	3.387	3.276	21	22	4 ~~2–87194–1~~
	4	A,D,G,K,N,R,U	7	3.231	3.120	20	21	4 ~~2–87194–0~~
	4	A,C,E,G,J,L,N,Q,S,U	10	3.075	2.964	19	20	4 ~~1–87194–9~~
	4	B,D,F,J,L,N,Q,S	8	2.919	2.808	18	19	4 ~~1–87194–8~~
	4	A,D,F,J,M,P,S	7	2.763	2.652	17	18	4 ~~1–87194–7~~
	4	A,D,G,K,N,R	6	2.607	2.496	16	17	4 ~~1–87194–6~~
	4	A,C,E,G,J,L,N,Q	8	2.451	2.340	15	16	4 ~~1–87194–5~~
	4	A,D,G,K,N	5	2.295	2.184	14	15	4 ~~1–87194–4~~
	4	A,C,E,G,J,L,N	7	2.139	2.028	13	14	4 ~~1–87194–3~~
	4	A,D,J,M	4	1.983	1.872	12	13	1–87194–2
OBSOLETE	4	A,C,E,G,J,L	6	1.827	1.716	11	12	4 ~~1–87194–1~~
	4	A,D,G,K	4	1.671	1.560	10	11	4 ~~1–87194–0~~
	4	A,C,E,G,J	5	1.515	1.404	9	10	4 ~~87194–9~~
	4	A,D,G	3	1.359	1.248	8	9	4 ~~87194–8~~
	4	A,C,E,G	4	1.203	1.092	7	8	4 ~~87194–7~~
	4	A,C,E	3	1.047	.936	6	7	4 ~~87194–6~~
	4	A,C,E	3	.891	.780	5	6	87194–5
	4	A,D	2	.735	.624	4	5	87194–4
OBSOLETE	4	A,C	2	.579	.468	3	4	4 ~~87194–3~~
	4	A	1	.423	.312	2	3	4 ~~87194–2~~
	4	A	1	.267	.156	1	2	4 ~~87194–1~~

THIS DRAWING IS A CONTROLLED DOCUMENT.

DIMENSIONS: INCHES

TOLERANCE UNLESS OTHERWISE SPECIFIED:
0 PLC ± –
1 PLC ± –
2 PLC ± –.–
3 PLC ± .005
4 PLC ± –.–.–
ANGLES ± –

MATERIAL: HOUSING – FLAME RETARDANT, HIGH TEMP. THERMOPLASTIC, COLOR – BEIGE
FINISH: SEE TABLE

TITLE: 14APR87 L A MAYER
DR: 13MAR97 P deJONG
APVD: 13MAR97 P deJONG
PRODUCT SPEC: 108–25016
APPLICATION SPEC: –
WEIGHT: –

Tyco Electronics
Tyco Electronics Corporation
Harrisburg, Pa 17105–3608

NAME: HEADER ASSEMBLY, MOD I, RIGHT ANGLE, SINGLE ROW, .156CL

SIZE	CAGE CODE	DRAWING NO	RESTRICTED TO
A1	00779	C–87194	–

CUSTOMER DRAWING

SCALE 4:1 SHEET 1 OF 1 REV R2

Downloaded from Datasheet.su