

4

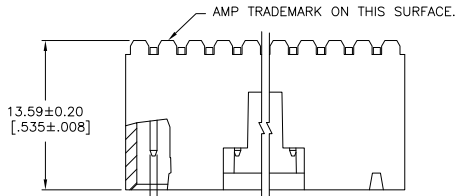
3

2

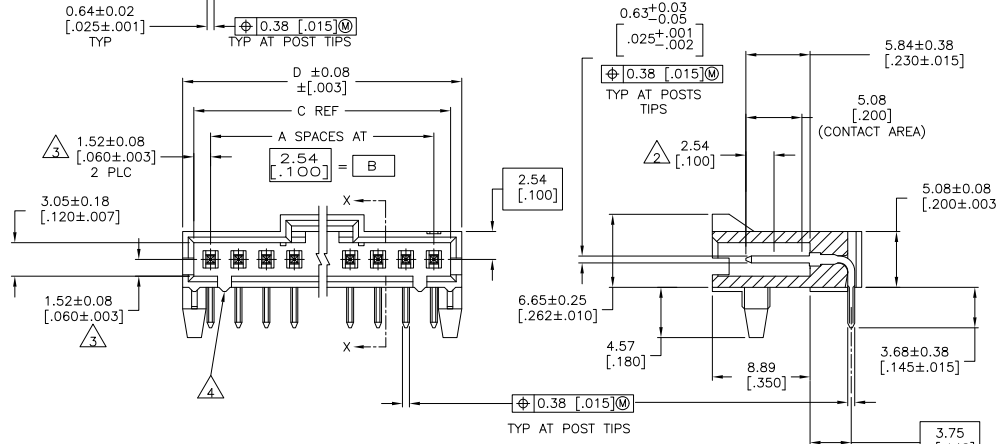
1

THIS DRAWING IS UNPUBLISHED. RELEASED FOR PUBLICATION. ALL RIGHTS RESERVED.

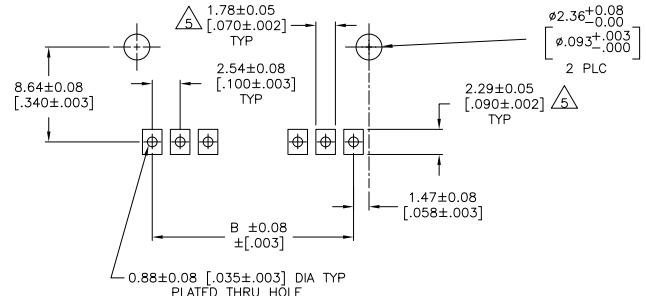
LOC	DIST	REVISIONS		DATE	BY	APPD
AD	00	F	LR			
		P2		REVISED PER ECO-11-004587	11MAR11	RK HMR



- 1 0.0003B1 [.000015] GOLD IN THE CONTACT AREA, 0.00254-0.00508 [.000100-.000200] MATTE TIN-LEAD ON THE SOLDER TAIL, ALL OVER 0.00127 [.000050] NICKEL
- 2 POINT OF MEASUREMENT FOR PLATING THICKNESS
- 3 THE NOTED DIMENSIONS APPLY FROM THE BASIC DIMENSION LINE (NOT THE POST CENTERLINE) TO THE SURFACE INDICATED
- 4 ON ASSEMBLIES WITH FOUR OR MORE POSITIONS, TWO POLARIZATION SLOTS. ON ASSEMBLIES WITH TWO OR THREE POSITIONS, ONE POLARIZATION SLOT.
- 5 DIMENSIONS NOTED ARE FOR SOLDER STENCIL LAYOUT FOR USE WITH A 1.57±0.20 [.062±.008] THICK PRINTED CIRCUIT BOARD
- 6 PARTS ARE PACKAGED IN GANG OF TUBES
- 7 0.0003B1 [.000015] GOLD IN THE CONTACT AREA, 0.00254-0.00508 [.000100-.000200] MATTE TIN ON THE SOLDER TAIL, ALL OVER 0.00127 [.000050] NICKEL
- 8 OBSOLETE PARTS: OBSOLETE CIS STREAMLINING PER D.RENAUD/D.SINISI



SECTION X-X



RECOMMENDED PC BOARD MOUNTING DIMENSIONS  
 RECOMMENDED STENCIL THICKNESS = 0.25 [.010]

SEE SHEET 2 FOR PART NUMBER TABLE

THIS DRAWING IS A CONTROLLED DOCUMENT.		DRN G. DOUITY 2-22-88	TE Connectivity
DIMENSIONS: mm [INCHES]		CHK T. C. CLARK 2-22-88	
TOLERANCES UNLESS OTHERWISE SPECIFIED:		APPD T. C. CLARK 2-22-88	NAME
0 PLC	± .005	PRODUCT SPEC	HEADER ASSY, AMPMODU MTE, RIGHT
1 PLC	± .005	APPLICATION SPEC	ANGLE, SINGLE ROW, .100
2 PLC	± 0.13 (.005)	WEIGHT	POSTS, WITH LATCH & HOLD DOWNS
3 PLC	± .005	FINISH	SIZE CASE CODE DRAWING NO
4 PLC	± .005	SEE TABLE	A2 00779 C=104361
ANGLES	± .005	CUSTOMER DRAWING	RESTRICTED TO
MATERIAL	SEE TABLE	SCALE	4:1
POSTS: BRASS	SEE TABLE	SHEET	1 of 2
		REV	P2

4

3

2

1

THIS DRAWING IS UNPUBLISHED. RELEASED FOR PUBLICATION. ALL RIGHTS RESERVED.

LOC	DIST	REVISIONS			
		F	LNK	DATE	BYN
AD	00				
		SEE SHEET 1			

△	66.04	[2.600]	64.01	[2.520]	60.96	[2.400]	24	25	7-104361-4
△	63.5	[2.500]	61.47	[2.420]	58.42	[2.300]	23	24	7-104361-3
△	60.96	[2.400]	58.93	[2.320]	55.88	[2.200]	22	23	7-104361-2
△	58.42	[2.300]	56.39	[2.220]	53.34	[2.100]	21	22	7-104361-1
△	55.88	[2.200]	53.85	[2.120]	50.8	[2.000]	20	21	7-104361-0
△	53.34	[2.100]	51.31	[2.020]	48.26	[1.900]	19	20	6-104361-9
△	50.8	[2.000]	48.77	[1.920]	45.72	[1.800]	18	19	6-104361-8
△	48.26	[1.900]	46.23	[1.820]	43.18	[1.700]	17	18	6-104361-7
△	45.72	[1.800]	43.69	[1.720]	40.64	[1.600]	16	17	6-104361-6
△	43.18	[1.700]	41.15	[1.620]	38.1	[1.500]	15	16	6-104361-5
△	40.64	[1.600]	38.61	[1.520]	35.56	[1.400]	14	15	6-104361-4
△	38.1	[1.500]	36.07	[1.420]	33.02	[1.300]	13	14	6-104361-3
△	35.56	[1.400]	33.53	[1.320]	30.48	[1.200]	12	13	6-104361-2
△	33.02	[1.300]	30.99	[1.220]	27.94	[1.100]	11	12	6-104361-1
△	30.48	[1.200]	28.45	[1.120]	25.4	[1.000]	10	11	6-104361-0
△	27.94	[1.100]	25.91	[1.020]	22.86	[.900]	9	10	5-104361-9
△	25.4	[1.000]	23.37	[.920]	20.32	[.800]	8	9	5-104361-8
△	22.86	[.900]	20.83	[.820]	17.78	[.700]	7	8	5-104361-7
△	20.32	[.800]	18.29	[.720]	15.24	[.600]	6	7	5-104361-6
△	17.78	[.700]	15.75	[.620]	12.7	[.500]	5	6	5-104361-5
△	15.24	[.600]	13.21	[.520]	10.16	[.400]	4	5	5-104361-4
△	12.7	[.500]	10.67	[.420]	7.62	[.300]	3	4	5-104361-3
△	10.16	[.400]	8.13	[.320]	5.08	[.200]	2	3	5-104361-2
△	7.62	[.300]	5.59	[.220]	2.54	[.100]	1	2	5-104361-1
△	66.04	[2.600]	64.01	[2.520]	60.96	[2.400]	24	25	2-104361-4
△	63.5	[2.500]	61.47	[2.420]	58.42	[2.300]	23	24	2-104361-3
△	60.96	[2.400]	58.93	[2.320]	55.88	[2.200]	22	23	2-104361-2
△	58.42	[2.300]	56.39	[2.220]	53.34	[2.100]	21	22	2-104361-1
△	55.88	[2.200]	53.85	[2.120]	50.8	[2.000]	20	21	2-104361-0
△	53.34	[2.100]	51.31	[2.020]	48.26	[1.900]	19	20	1-104361-9
△	50.8	[2.000]	48.77	[1.920]	45.72	[1.800]	18	19	1-104361-8
△	48.26	[1.900]	46.23	[1.820]	43.18	[1.700]	17	18	1-104361-7
△	45.72	[1.800]	43.69	[1.720]	40.64	[1.600]	16	17	1-104361-6
△	43.18	[1.700]	41.15	[1.620]	38.1	[1.500]	15	16	1-104361-5
△	40.64	[1.600]	38.61	[1.520]	35.56	[1.400]	14	15	1-104361-4
△	38.1	[1.500]	36.07	[1.420]	33.02	[1.300]	13	14	1-104361-3
△	35.56	[1.400]	33.53	[1.320]	30.48	[1.200]	12	13	1-104361-2
△	33.02	[1.300]	30.99	[1.220]	27.94	[1.100]	11	12	1-104361-1
△	30.48	[1.200]	28.45	[1.120]	25.4	[1.000]	10	11	1-104361-0
△	27.94	[1.100]	25.91	[1.020]	22.86	[.900]	9	10	104361-9
△	25.4	[1.000]	23.37	[.920]	20.32	[.800]	8	9	104361-8
△	22.86	[.900]	20.83	[.820]	17.78	[.700]	7	8	104361-7
△	20.32	[.800]	18.29	[.720]	15.24	[.600]	6	7	104361-6
△	17.78	[.700]	15.75	[.620]	12.7	[.500]	5	6	104361-5
△	15.24	[.600]	13.21	[.520]	10.16	[.400]	4	5	104361-4
△	12.7	[.500]	10.67	[.420]	7.62	[.300]	3	4	104361-3
△	10.16	[.400]	8.13	[.320]	5.08	[.200]	2	3	104361-2
△	7.62	[.300]	5.59	[.220]	2.54	[.100]	1	2	104361-1
	PLATING		D	C	B	A	NO OF POSN		ASSEMBLY PART NUMBER

- △ SUPERSEDED BY 7-104361-4
- △ SUPERSEDED BY 7-104361-3
- △ SUPERSEDED BY 7-104361-2
- △ SUPERSEDED BY 7-104361-1
- △ SUPERSEDED BY 7-104361-0
- △ SUPERSEDED BY 6-104361-8
- △ SUPERSEDED BY 6-104361-7
- △ SUPERSEDED BY 6-104361-6
- △ SUPERSEDED BY 6-104361-5
- △ SUPERSEDED BY 6-104361-4
- △ SUPERSEDED BY 6-104361-2
- △ SUPERSEDED BY 6-104361-0

THIS DRAWING IS A CONTROLLED DOCUMENT. DIM C DOUTY 2-22-88  
 DIM C CLARK 2-22-88  
 DIM C CLARK 2-22-88

TE Connectivity

HEADERS ASSY, AMPMODU MTE, RIGHT ANGLE, SINGLE ROW, .100 POSTS, WITH LATCH & HOLD DOWNS

SIZE ONE CODE DRAWING NO A2 00779 C=104361 RESTRICTED TO -

CUSTOMER DRAWING SCALE 4:1 SHEET 2 of 2 REV P2

104361

A

D

C

B

A