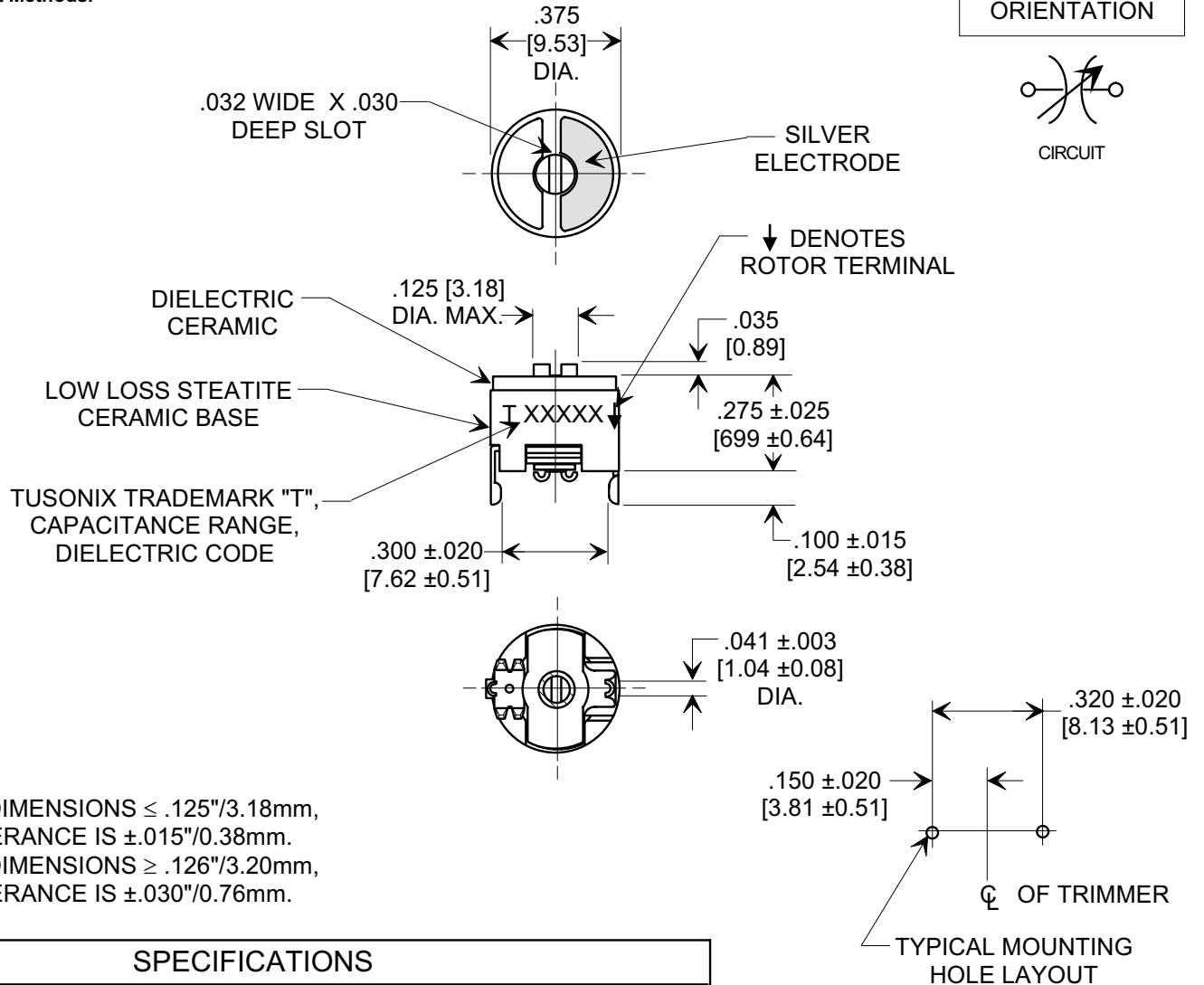
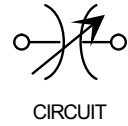
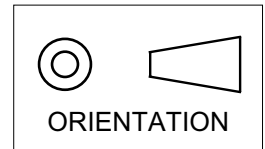


# MARKETING SALES DRAWING

Electrical Testing  
per Tusonix standard  
test plans and Mil-Std-202  
Test Methods.

DIMENSIONS IN INCHES - DO NOT SCALE THIS DRAWING  
DIMENSIONS IN METRIC - [ ]  
ALL METAL PARTS SILVER PLATED



FOR DIMENSIONS ≤ .125"/3.18mm,  
TOLERANCE IS ±.015"/0.38mm.  
FOR DIMENSIONS ≥ .126"/3.20mm,  
TOLERANCE IS ±.030"/0.76mm.

## SPECIFICATIONS

TUSONIX PART NO.	538-011 D 9.0-35
Style No.	538-011
Value	9.0-35 pF
Value Tol.	MIN. + 10%, MAX. -10% +100%
Dielectric Type Code	D
Rating	200 VDC @ +85°C, 100 VDC @ 125°C
Operating Temperature Range:	-55°C TO + 125°C
To Tusonix Spec Unless Stated Otherwise	

### NOTES:

1. TUSONIX STANDARD PART NUMBER: 538-011-D9.0-35. TUSONIX RoHS COMPLIANT PART NUMBER: 538-011-D9.0-35 LF. CUSTOMER MUST SPECIFY STANDARD OR RoHS PART NUMBER WHEN ORDERING.
2. ALL METAL PARTS SILVER PLATED.
3. PART MARKING: TRADEMARK, CAPACITANCE RANGE AND DIELECTRIC CODE; STANDARD PART: BLACK INK. RoHS PART: GREEN INK.

X-2015 Rev-0 REVISION RECORD Original Release C.O. 20030228-2-01 REVISED & ADDED NOTES. S.M. 09-20-05 20050907-6-02	TOLERANCES unless otherwise specified 2 PLC. DECIMAL ± 3 PLC. DECIMAL ±		Title <h2 style="text-align: center;">CERAMIC TRIMMER</h2>	
	ANGLES ± 10°	Drawn S.M. 03-03-03	Scale X	
	TUCSON, ARIZONA	Approved T.C. 03-03-03		
	<b>A</b>	<b>538-011 D 9.0-35</b>		