


## RoHS 452/454 Series Fuse



### Description

The NANO<sup>2</sup> Slo-Blo® fuse has enhanced inrush withstand characteristics over the NANO<sup>2</sup> Fast-Acting fuse. The unique time delay feature of this fuse design helps solve the problem of nuisance “opening” by accommodating inrush currents that normally cause a fast-acting fuse to open.




### Features

- Time-Lag (Slo-Blo)
- Small size
- Wide range of current rating available (375mA to 5A)
- Wide operating temperature range
- Low temperature de-rating
- RoHS compliant
- Halogen Free

### Applications

- Notebook PC
- LCD/PDP TV
- LCD monitor
- LCD/PDP panel
- LCD backlight inverter
- Portable DVD player
- Power supply
- Networking
- PC server
- Cooling fan system
- Storage system
- Telecom system
- Wireless basestation
- White goods
- Game console
- Office Automation equipment
- Battery charging circuit protection
- Industrial equipment
- Medical equipment
- Automotive




### Agency Approvals

AGENCY	AGENCY FILE NUMBER	AMPERE RANGE
	E10480	375MA - 5A
	LR29862	375MA - 5A.
	NBK030205-E10480B	1A - 5A

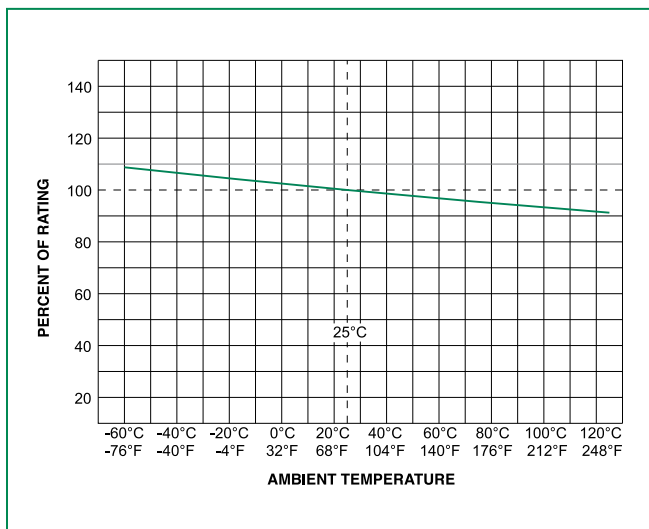
### Electrical Characteristics for Series

% of Ampere Rating	Opening Time
100%	4 hours, Minimum
200%	1 sec., Min.; 60 sec., Max.
300%	0.2 sec., Min.; 3 sec., Max
800%	0.02 sec., Min.; 0.1 sec., Max.

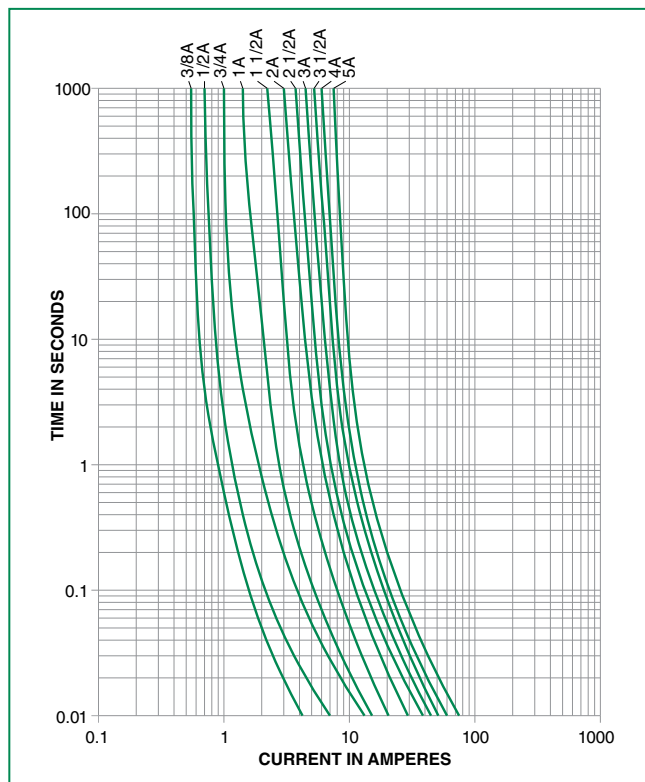
### Electrical Specifications by Item

Ampere Rating (A)	Amp Code	Max Voltage Rating (V)	Interrupting Rating	Nominal Cold Resistance (Ohms)	Nominal Melting I <sup>2</sup> t (A <sup>2</sup> sec)	Agency Approvals		
								
0.375	.375	125	50 amperes @125 VAC/VDC	1.2000	0.101	x	x	
0.500	.500	125		0.7000	0.240	x	x	
0.750	.750	125		0.3600	0.904	x	x	
001.	001.	125		0.2250	1.98	x	x	x
1.50	01.5	125		0.0930	3.65	x	x	x
2.00	002.	125		0.0625	8.20	x	x	x
2.50	02.5	125		0.0450	15.0	x	x	x
3.00	003.	125		0.0340	20.16	x	x	x
3.50	03.5	125		0.0224	26.53	x	x	x
4.00	004.	125		0.0186	34.40	x	x	x
5.00	005.	125		0.0136	53.72	x	x	x

## Temperature Derating Curve

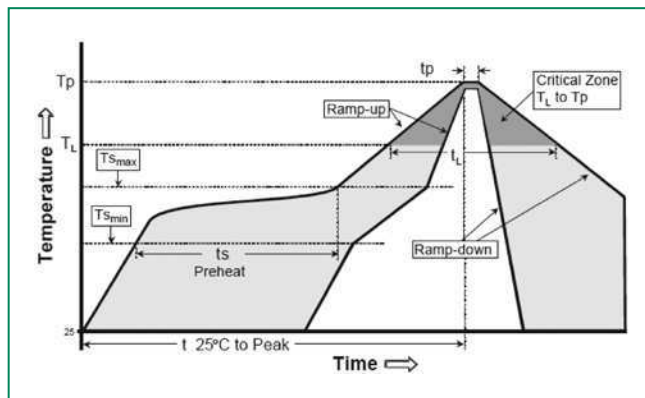


## Average Time Current Curves



## Soldering Parameters

Reflow Condition	Pb – Free assembly	
Pre Heat	- Temperature Min ( $T_{s(min)}$ )	150°C
	- Temperature Max ( $T_{s(max)}$ )	200°C
	- Time (Min to Max) ( $t_s$ )	60 – 120 secs
Average ramp up rate (Liquidus Temp ( $T_L$ ) to peak)	5°C/second max	
$T_{s(max)}$ to $T_L$ - Ramp-up Rate	5°C/second max	
Reflow	- Temperature ( $T_L$ ) (Liquidus)	217°C
	- Temperature ( $t_l$ )	60 – 90 seconds
Peak Temperature ( $T_p$ )	250 <sup>+0/-5</sup> °C	
Time within 5°C of actual peak Temperature ( $t_p$ )	20 – 40 seconds	
Ramp-down Rate	5°C/second max	
Time 25°C to peak Temperature ( $T_p$ )	8 minutes Max.	
Do not exceed	260°C	
Wave Soldering Parameters	260°C Peak temperature, 3 seconds Max	

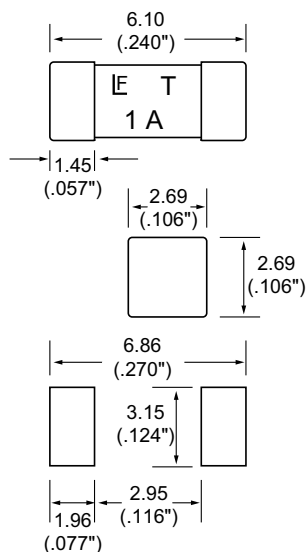


### Product Characteristics

<b>Materials</b>	Body: Ceramic Terminations: Gold-plated Caps (452) / Silver-plated Caps (454)
<b>Product Marking</b>	Brand, Ampere Rating
<b>Operating Temperature</b>	-55°C to 125°C
<b>Moisture Sensitivity Level</b>	Level 1, J-STD-020C
<b>Solderability</b>	MIL-STD-202, Method 208
<b>Insulation Resistance (after Opening)</b>	MIL-STD-202, Method 302, Test Condition A (10,000 ohms minimum)

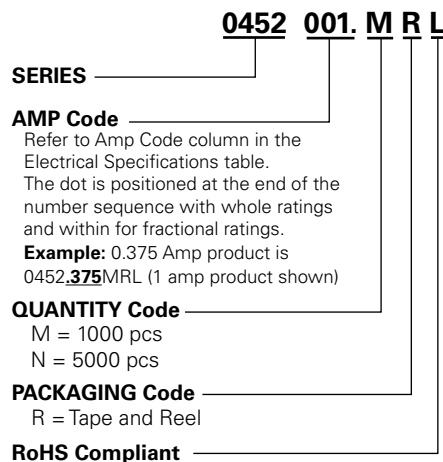
<b>Thermal Shock</b>	MIL-STD-202, Method 107, Test Condition B, 5 cycles, -65°C / +125°C, 15 minutes @ each extreme
<b>Mechanical Shock</b>	MIL-STD-202, Method 213, Test I: Deenergized. 100gn pk amplitude, sawtooth wave 6ms duration, 3 cycles XYZ+xyz = 18 shocks
<b>Vibration</b>	MIL-STD-202, Method 201: 0.03" amplitude, 10-55 Hz in 1 min. 2hrs each XYZ=6hrs
<b>Moisture Resistance</b>	MIL-STD-202, Method 106, 10 cycles
<b>Salt Spray</b>	MIL-STD-202, Method 101, Test Condition B (48hrs)
<b>Resistance to Soldering Heat</b>	MIL-STD-202, Method 210, Test condition B (10 sec at 260°C)

### Dimensions



Recommended pad layout

### Part Numbering System



### Packaging

Packaging Option	Packaging Specification	Quantity	Quantity & Packaging Code
12mm Tape and Reel	EIA RS-481-1 (IEC 286, part 3)	5000	NR
12mm Tape and Reel	EIA RS-481-1 (IEC 286, part 3)	1000	MR