


272/273/274/278/279 Series, MICRO™ Very Fast-Acting Fuse



Description

Developed originally for the U.S. Space Program, MICRO™ fuse provides reliability in a compact design. The MICRO™ fuse is available in plug-in or radial lead styles and a complete range of ampere ratings from 1/500 to 5A to suit a wide variety of design needs.




Features

- Military grade available
- High breaking capacity
- Clear cover option to view fuse element status
- Available from very low ampere of 2mA to 5A
- Plug-in with short or long leads option

Applications

- Printed circuit boards and similar equipment
- Electronic components




Agency Approvals

Agency	Agency File Number	Ampere Range
	E10480	2mA - 5A
	LR 29862	2mA - 5A
	FM02	2mA - 5A

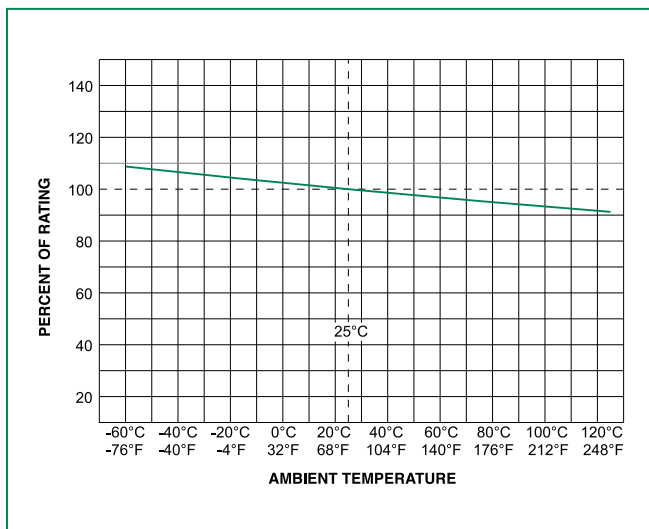
Electrical Characteristics

% of Ampere Rating	Ampere Rating	Opening Time
100%	1/500-5	4 Hours, Min.
200%	1/500-3/10	5 Seconds, Max.
	4/10-5	2 Seconds, Max.

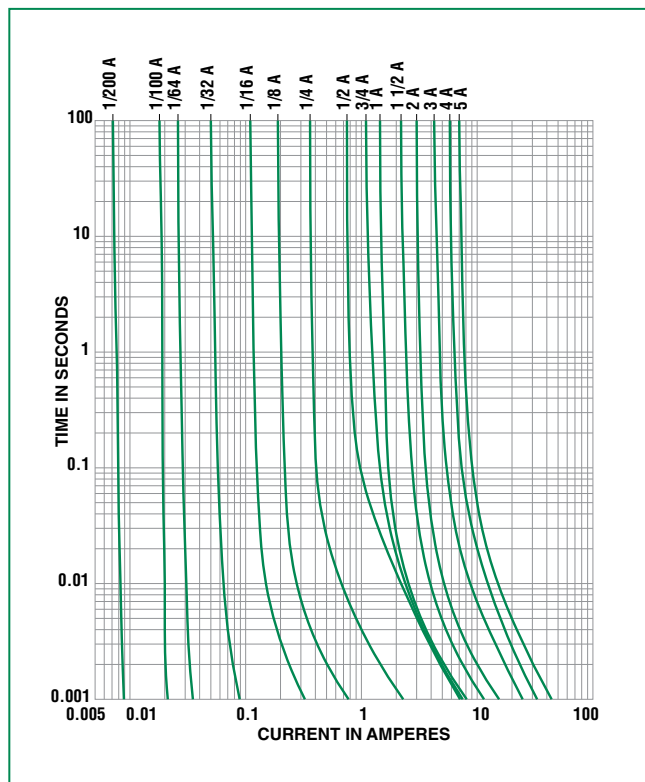
Electrical Characteristics

Ampere Rating (A)	Amp Code (for all above series)	Max Voltage Rating (V)	Interrupting Rating	Nominal Cold Resistance (Ohms)	Nominal Melting I ² t (A ² sec)	Agency Approvals		
								
.002	.002	125	10,000 amperes at 125 VAC/VDC.	2200	0.0000000845	X	X	X
.005	.005	125		280	0.0000000810	X	X	X
.010	.010	125		80.0	0.000000462	X	X	X
.015	.015	125		44.0	0.00000123	X	X	X
.031	.031	125		16.0	0.00000810	X	X	X
.050	.050	125		3.20	0.0000666	X	X	X
.062	.062	125		2.32	0.000115	X	X	X
.100	.100	125		1.25	0.000385	X	X	X
.125	.125	125		1.0	0.000691	X	X	X
.200	.200	125		2.30	0.00409	X	X	X
.250	.250	125		1.75	0.00640	X	X	X
.300	.300	125		1.25	0.00945	X	X	X
.400	.400	125		0.227	0.0251	X	X	X
.500	.500	125		0.167	0.0716	X	X	X
.600	.600	125		0.430	0.0411	X	X	X
.700	.700	125		0.324	0.0710	X	X	X
.750	.750	125		0.293	0.0900	X	X	X
.800	.800	125		0.271	0.113	X	X	X
1.00	.001	125		0.0880	0.0648	X	X	X
01.5	01.5	125		0.0578	0.160	X	X	X
2.00	002.	125		0.0425	0.300	X	X	X
3.00	003.	125		0.0275	0.759	X	X	X
4.00	004.	125		0.0202	1.38	X	X	X
5.00	005.	125		0.0156	2.21	X	X	X

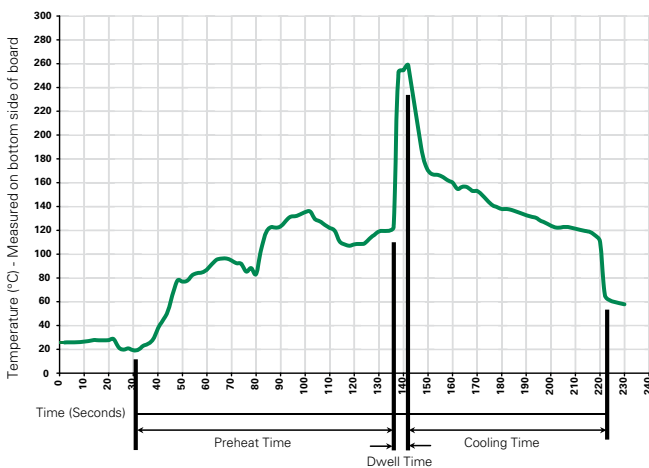
Temperature Derating Curve



Average Time Current Curves



Soldering Parameters - Wave Soldering



Recommended Process Parameters:

Wave Parameter	Lead-Free Recommendation
Preheat: (Depends on Flux Activation Temperature)	(Typical Industry Recommendation)
Temperature Minimum:	100° C
Temperature Maximum:	150° C
Preheat Time:	60-180 seconds
Solder Pot Temperature:	260° C Maximum
Solder Dwell Time:	2-5 seconds

Recommended Hand-Solder Parameters:

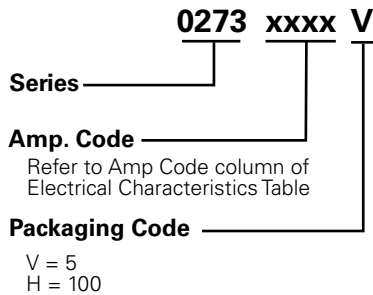
Solder Iron Temperature: 350° C +/- 5°C
Heating Time: 5 seconds max.

Note: These devices are not recommended for IR or Convection Reflow process.

Product Characteristics

Operating Temperature:	273 and 279: -55°C to +85°C; 272 and 278: -55°C to +125°C
Fuses to MIL SPEC	273 Series is available in CSA LR 29862. Military QPL type (FM02). To order, change 273 to 274.
Materials	272 and 278 series cap: Nickel Plated Brass 273, 274 and 279 series cap: Mirror polished Polycarbonate Base: R-4 Ryton Pins: Tin Plated Copper
Product Marking	Current and voltage ratings stamped on cap

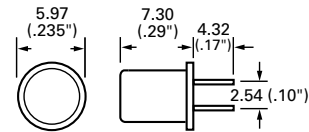
Part Numbering System



Dimensions

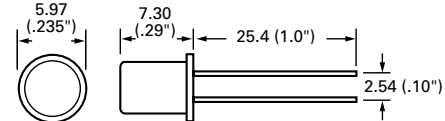
272 000 Series

(Short Lead, Metal Cap)



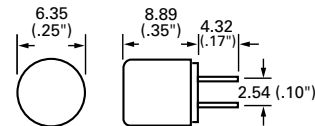
278 000 Series

(Long Lead, Metal Cap)



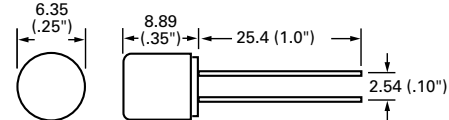
273 000 and 274 000 Series

(Short Lead, Clear Plastic Cap)



279 000 Series

(Long Lead, Clear Plastic Cap)



NOTE: Amperage and voltage rating stamped on cap.
Leads are tin plated copper; .025" diameter.

Packaging

Packaging Option	Packaging Specification	Quantity	Quantity & Packaging Code
Bulk	N / A	5	V
Bulk	N / A	100	H