● Features:

1. Chip material: GaAsP/GaP
2. Emitted color : yellow
3. Lens Appearance : yellow diffused.
4. Low power consumption.
5. High efficiency.
6. Versatile mounting on P.C. Board or panel.
7. Low current requirement.
8. 3.55mm diameter package.
9. This product don't contained restriction substance, compliance ROHS standard.

● Applications:

1. TV set
2. Monitor
3. Telephone
4. Computer
5. Circuit board

Package dimensions:

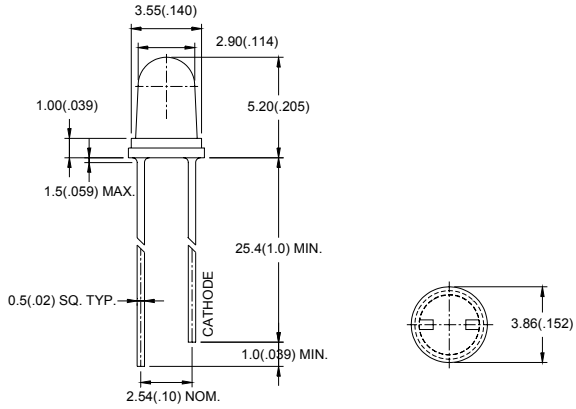

Notes:

1. All dimensions are in millimeters (inches).
2. Tolerance is ±0.25mm (0.01") unless otherwise specified.
3. Lead spacing is measured where the leads emerge from the package.
4. Specifications are subject to change without notice.

● Absolute Maximum Ratings(Ta=25℃)

Parameter	Symbol	Rating	Unit
Power Dissipation	Pd	80	mW
Forward Current	I_F	30	mA
Peak Forward Current*[1]	I_{FP}	150	mA
Reverse Voltage	V_R	5	V
Operating Temperature	Topr	-40℃~80℃	
Storage Temperature	Tstg	-40℃~85℃	
Soldering Temperature	Tsol	260℃(for 5 seconds)	

*[1]Condition for I_{FP} is pulse of 1/10 duty and 0.1msec width.

Downloaded from Datasheet.su

● Electrical and optical characteristics(Ta=25℃)

Parameter	Symbol	Condition	Min.	Typ.	Max.	Unit
Forward Voltage	V_F	I_F=20mA	-	2.1	2.6	V
Luminous Intensity	Iv	I_F=20mA	-	20	-	mcd
Reverse Current	I_R	V_R=5V	-	-	100	μA
Peak Wave Length	λp	I_F=20mA	-	585	-	nm
Dominant Wave Length	λd	I_F=20mA	582	-	595	nm
Spectral Line Half-width	Δλ	I_F=20mA	-	35	-	nm
Viewing Angle	$2\theta_{1/2}$	I_F=20mA	-	45	-	deg

● Typical electro-optical characteristics curves

Fig.1 Relative intensity vs. Wavelength

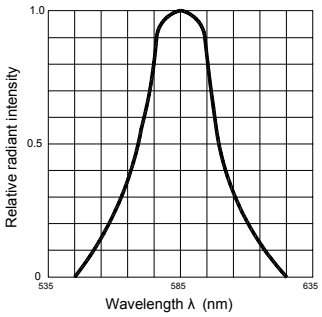

Fig.2 Forward current derating curve vs. Ambient temperature

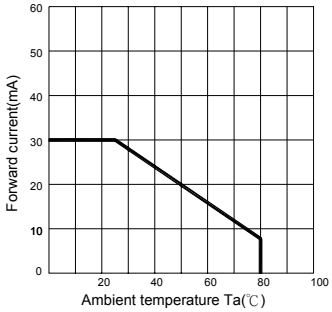

Fig.3 Forward current vs. Forward voltage

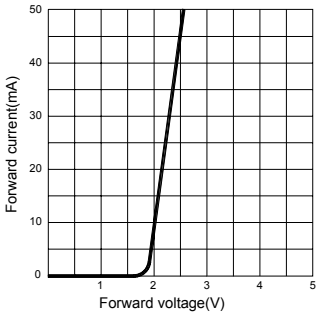

Fig.4 Relative luminous intensity vs. Ambient temperature

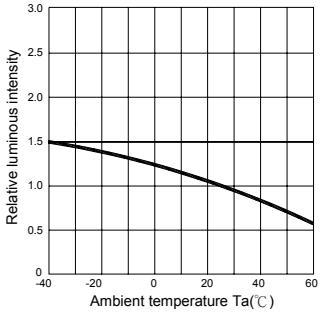

Fig.5 Relative luminous intensity vs. Forward current

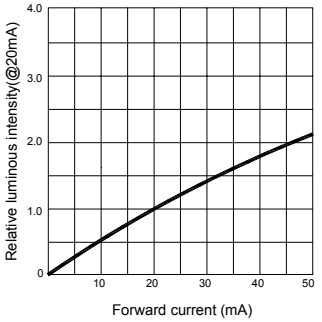

Fig.6 Radiation diagram

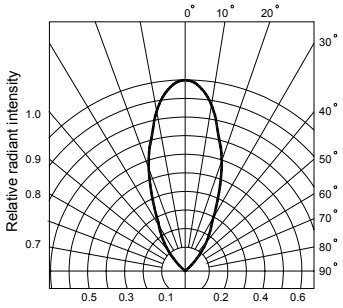

Downloaded from Datasheet.su